

SINGER
127W1,W2

PRICE LIST

OF

PARTS



MACHINES

OF

CLASS 127W

THE SINGER MANUFACTURING COMPANY

INDEX

	PAGE
ACCESSORIES	14
BINDERS	18
BOBBIN WINDER.....	14
FOOT LIFTER PARTS.....	15
MACHINE No. 127 w 1.....	7
" " 127 w 2.....	13
NUMERICAL LIST OF PARTS.....	25
OBSOLETE PARTS.....	23
PRESSER FEET.....	16
ROLLER WELT GAUGE.....	20
THROAT PLATES.....	17
UNDER DRIVER.....	21

From the library of [Diantrion Needle Corp.](#)

INSTRUCTIONS FOR ORDERING

In ordering from this list, use **ONLY** the **PART** number in the **FIRST** column.

The number stamped on a Sewing Machine Part is the number of the Single Part only, except when the part includes Set Screws, Clamping Screws, Studs and Rollers Spun on, Small Wires riveted, or Parts soldered together, etc., which it is necessary to furnish in combination.

Every combination of parts sent out has its specific number which, although not stamped on Parts (except in above cases) must be used when ordering the combination.

Each number always indicates the **SAME PART** in whatever list it appears, or for whatever Machine.

The letters after some of the numbers indicate the style of finish only, as follows:

- A. Hardened, Polished and Plated.
- B. Polished and Plated.
- C. Hardened only.
- D. Polished only.
- E. Soft, not polished.
- F. Hardened and Polished.
- H. Blued.

These letters **MUST BE USED** when they appear in the list and **AFTER** the number, as in the list.

In this series

200001 to 201500 are Screw Numbers.

201501 to 201800 are Nut Numbers.

201801 to 202000 are Roller Numbers.

202001 and upward are numbers of Machine Parts.

The figures in the second column refer only to the plate in which the illustration of the part is shown and are **NOT TO BE USED** in ordering.

Two or more numbers over a cut indicate that the difference between such parts is not visible in an illustration.

Parts marked with an asterisk (*) are furnished only when repairs are made at the factory.

LIST OF PARTS COMPLETE

FOR

MACHINE NO. 127w1

**CYLINDER BED. COMBINED NEEDLE AND UPPER FEEDS
(NO UNDER FEED).**

For Plain or Cylindrical Stitching in Fabrics, etc.

No.	Plate	Name	Each
*213451	—	Arm	\$ —
202247	11182	" Cap	35
200278H	12311	" " Screw	05
202248H	11180	" " " Washer	05
204235	11180	" Position Pin (2).....	02
200004F	11180	" Screw (3)	03
202005	11180	" " Washer (6)	01
213491	11183	" Shaft	1 75
202243	11182	" " Bushing (back) with 202244	75
202244	—	" " " " Oil Packing (wick)	02
200338c	11180	Arm Shaft Bushing (back) Set Screw...	04
213452	11182	" " " (front) with 202260	35
202260	—	" " " " Oil Packing (wick)	01
200352c	11180	Arm Shaft Bushing (front) Set Screw...	03
213565	11182	" " Connection Belt	80
213454	11182	" " " " Pulley with 200363c, 200396c and two 213455	1 25
200396c	11180	Arm Shaft Connection Belt Pulley Position Screw	03
200363c	11088	Arm Shaft Connection Belt Pulley Set Screw	03
213455	11180	Arm Shaft Connection Belt Pulley Spring Flange	20
213492	11182	Arm Shaft Counter Balance with 200347c	25
200347c	12321	" " " " Set Screw..	03
213471	11183	Balance Wheel with two 200335c	1 00
200062H	12311	" " Adjusting Screw	07
200335c	12311	" " Set Screw	04
*213564	—	Bed (cylinder)	—
213567	11088	" " End Cover.	2 00
213890	—	" Base	2 50

On the factory of the Sewing Machine Corp

No.	Plate	Name	Each
203184	11180	Bed Clamp	\$ 50
200262H	11180	" " Hinge Screw	10
202622	11180	" " Packing Washer	01
200728B	11180	" " Thumb Screw	12
203185	11180	" " Washer	10
202618	11183	" Hinge	1 50
200030H	11180	" " Screw (6)	05
210530	11088	Bobbin	10
202689	11088	" Case Base with 202056 and 202640 to 202642	75
202640	11181	Bobbin Case Base Latch	10
202056	11181	" " " " Pin	01
202641	11181	" " " " Plunger	05
202642	11181	" " " " Spring	01
202639	11088	" " Cap with 200592E, 201016E and 202644	50
202644	11181	Bobbin Case Tension Spring	10
201016E	11181	" " " " Regulating Screw	04
200592E	11181	Bobbin Case Tension Spring Screw	02
202955	11181	Bobbin Case complete, Nos. 202639 and 202689	1 25
213458	11183	Face Plate with 200368H, 200739E, 202087, 202090, 213502, 213691, 221546 and four 200397H	1 50
200053C	12311	Face Plate Screw (2)	04
213502	11180	" " Thread Guide	10
200739E	11180	" " " " Screw	08
200397H	11180	" " " " Set Screw	02
221546	---	" " " Oiling Felt	01
213459	11183	Face Plate complete, Nos. 200577H, 202088, 204272, 204280, 213458, 213500, 213690 and two 200309E	3 00
213461	11181	" Cam	75
213692	11066	" " Position Pin (2)	02
201827	11181	" " Roller	12
201821	11181	" " " 201827 with 200818C	30
200818C	11066	" " " Screw Stud	15
201522E	11181	" " " " Nut	03
200035E	11066	" " Screw	05
213465	11066	" Connection	40
213466	11066	" " Link	50
213467	11066	" " " Lever	50
200101D	11066	" " Stop Screw	04
213463	11066	" Eccentric Connection with 200094E	1 00
200094E	11181	" " " Pinch Screw	02
213460	11182	" and Needle Carrying Frame with 213711	1 50

No.	Plate	Name	Each
213437	---	Feed and Needle Carrying Frame 213460 with 200101D, 201522E, 201821, 213461, 213463 to 213467, 213473 to 213475, 213481, 213483, 213485 to 213488, 221564 and two 213484	\$16 10
213711	11181	Feed and Needle Carrying Frame Bushing	10
221559	---	Feed and Needle Carrying Frame Collar	10
221560	11181	" " " " " 221559 with 200380C	15
200380C	10783	Feed and Needle Carrying Frame Collar Set Screw	02
213461	11067	Feed and Needle Carrying Frame Link	75
213491	11067	" Regulating Lever	60
213696	11067	" " " Friction Washer	10
200095B	11067	" " " Screw	04
213496	11067	" " " Segment	25
200162D	11181	" " " " Screw	01
200684C	11067	" " " " Stop Screw	04
227368	11183	Foot Lifter Lifting Lever	25
213871	---	" " " " 227368 with 200262H, 200835D and 227561	75
200262H	11180	Foot Lifter Lifting Lever Hinge Screw	10
227561	11181	" " " " Spring	25
200835D	11181	" " " " " Stop Screw	08
*206825	---	Hook (sewing)	---
206848	11181	" 206825 with 200145H, 200596E, 200611E, 202061, 202658, 203101, 206827 and 206847	2 00
206878	---	Hook and Bobbin Case complete, Nos. 202955 and 206848	3 25
206827	11184	Hook Gib	60
200614C	11184	" " Hinge Screw	02
200596E	11181	" " Screw	02
203101	---	" Oil Wick	01
*206847	---	" Shaft 14 3/8 in. long	---
202321	11088	" Shaft Bushing (2)	45
200335C	12311	" " " Set Screw (back)	04
200347C	12321	" " " " " (front)	03
221559	---	" " Collar	10
221560	11181	" " " 221559 with 200380C	15
200380C	10783	" " " Set Screw	02
213553	---	Hook Shaft Connection Belt Pulley with two each 200362C and 202321	75
200362C	12311	Hook Shaft Connection Belt Pulley Set Screw	03

From the library of: Diamond Needle Corp

No.	Plate	Name	Each
202324	11184	Hook Shaft Connection Belt Pulley	
		Spring Flange	\$ 10
202064	11184	Hook Shaft Pin	01
202658	11184	" Washer Needle Guard	25
200145H	11184	" " " " Screw	02
213480	11185	Lifting Presser Bar with 200074F	85
213481	11070	" " " Collar with 200572F	
		and two 200386c	1 00
200386c	11181	Lifting Presser Bar Collar Set Screw	02
200572F	11070	" " " " Slide Adjusting	
		Screw	04
200490B	11070	Lifting Presser Bar Sleeve Screw and	
		Nut	35
213482	11070	Lifting Presser Bar Spring	10
200635B	11070	" " " " Follower	
		Screw	25
200613F	11181	Lifting Presser Bar Spring Follower	
		Screw Position Screw	03
214057	--	Lifting Presser Bar Vibrating Lever	1 10
213483	11070	" " " " " "	
		214057 with 200230F and 201525E	1 25
200230F	11070	Lifting Presser Bar Vibrating Lever	
		Hinge Screw	10
201525E	11181	Lifting Presser Bar Vibrating Lever	
		Hinge Screw Nut	03
213485	11071	Lifting Presser Bar Vibrating Lever	
		Rocker Arm	1 00
213486	11071	Lifting Presser Bar Vibrating Lever	
		Rocker Arm Link	75
213484	11071	Lifting Presser Bar Vibrating Lever	
		Slide Block	25
229755	11189	Lifting Presser Foot	1 00
200074F	11181	" " " " Screw	03
213473	11185	Needle Bar (hollow) with 200125F	1 00
213474	11071	" " Collar with 200049F and	
		200572F	50
200049F	11071	Needle Bar Collar Set Screw	03
200572F	11070	" " " " Slide Adjusting Screw	04
213475	11071	" " Connecting Link	75
200125F	11181	" " Set Screw	02
202671	11181	Presser Bar Lifter	25
200026D	11071	" " " " Hinge Screw	04
213490	11071	" " " " Shoe and Tension	
		Release Stud	40
202068	11185	Spool Holder Base	15
200575H	12311	" " " " Screw	05
204296	11185	" " Wire	10
200079H	12311	" " " " Hinge Screw	02

No.	Plate	Name	Each
204297	11185	Spool Holder complete, Nos. 200079H,	
		202068 and 201296	\$ 25
221564	11185	Take-up Cam with 200335c, 200383c and	
		200430c	2 50
200430c	12311	Take-up Cam Position Screw	08
200383c	12311	" " " " Check Screw	02
200335c	12311	" " Set Screw	04
213002	11186	" Lever	1 00
221571	--	" " 213002 with 213697	1 15
213697	11071	" " Bearing with 204264	15
204264	11186	" " " Position Pin	01
200042F	12311	" " " " Screw	05
201816	11186	" " Roller	12
213003	11186	Take-up Lever complete, Nos. 200042F,	
		201816 and 221571	1 35
202402	11186	Tension Disc	05
202090	11186	" " Position Pin	01
212500	11186	" Release Lever	00
200309F	11186	" " " " Screw	04
202075	11186	" " Plunger	03
202407	11186	" Spring	05
200632B	11186	" Stud	00
200397H	11180	" " Set Screw	02
201572B	11186	" Thumb Nut	04
204271	11186	" Washer	05
204272	11186	Tension complete, Nos. 200632B, 201572B,	
		202075, 202407, 204271 and two 202402	00
204271	11187	Thread Controller Plate	02
200577H	12311	" " " " Screw	02
202098	11187	" " Roller	05
204275	11187	" " " " Guard	00
202084	11187	" " " " Washer	01
200300H	11187	" " " " Screw	04
204276	11187	" " Spring	03
204333	11187	" " " " Guard	08
200581H	11187	" " " " Screw	02
202087	11187	" " " " Stop	03
202088	11187	" " " " Stud with 204925	10
200368H	11187	" " " " Set Screw	02
204925	11187	" " " " Washer	01
205987	11187	Thread Controller complete, Nos. 200300H,	
		200581H, 202084, 202098, 204274, 204275	
		and 204333	42
204280	11187	Thread Controller and Spring complete,	
		Nos. 204276 and 205987	45
202412	11184	Thread Guide	06
213489	11184	" "	10
200389c	11184	" " Set Screw	02

Parts for Machine No. 127 w 1

No.	Plate	Name	Each
202482	10783	Thread Retainer Disc	\$ 02
213691	11186	" " Guide Wire	05
200397H	11180	" " " " Set Screw	02
202483	10783	" " Spring (brass)	01
200631E	11186	" " Stud	10
201574D	11186	" " Nut	03
200397H	11180	" " " Set Screw	02
213690	11186	Thread Retainer complete, Nos. 200631E, 201574D, 202483 and two 202482	20
212860	11190	Throat Plate, 50 needle hole, for needle - sizes 5 to 8	3 00
200573B	11187	Throat Plate Screw	05
213487	11185	Vibrating Presser Bar with 200389c	60
213488	11187	" " " Collar with 200386c and 200572F	40
200386c	11181	Vibrating Presser Bar Collar Set Screw	02
200572F	11070	" " " " Slide Ad- justing Screw	04
213484	11071	Vibrating Presser Bar Collar Slide Block	25
213489	11184	" " " Thread Guide	10
200389c	11184	" " " " " Set Screw	02
229751	11189	Vibrating Presser Foot with 200941c	1 25
200941c	11187	" " " Screw	03

MACHINE NO. 127w2

CYLINDER BED. COMBINED NEEDLE AND UPPER FEEDS
(NO UNDER FEED).

For Gloves, Mittens, etc.

The same as Machine No. 127 w 1 with the following exceptions:

No.	Plate	Name	Each
229762	11189	Lifting Presser Foot, in place of 229755	\$1 00
230642	11189	Vibrating Presser Foot with 200941c, in place of 229751	1 00

From the library of: Diamond Needle Corp

ACCESSORIES

No.	Plate	Name	Each
210530	11088	Bobbin (5)	\$ 10
225497	11156	" Case Screw Driver	10
19 N 1	—	Needles, two each, sizes 5, 6 and 7	Per doz. 25
227104	—	Drip Pan (cast iron, square) with one	25
36578 36579	11156	Oilor with 36579 wood screw 1½ in. No. 14	25
	11156	" Spout, 3 in. long	06
225500	11156	" Spout, 2½ in. long	10
225499	11156	" Spout 2¾ in. long	02
225498	11156	Screw Driver 7¼ in. long	15
225554	11156	Wrench (steel)	10

BOBBIN WINDER

Swing Automatic, Right Hand.

202470	10271	Bobbin Winder Base	15
203094	—	" " Bobbin Position Pin	01
202471	10271	" " Frame	15
200221E	10783	" " Hinge Screw	12
202472	10271	" " Spring	05
200161E	10783	" " Screw	04
202473	10271	" " Pulley with 200380c	20
200380c	10783	" " Set Screw	02
203095	10271	" " Spindle with 203094	20
202475	10783	" " Stop Latch	10
200056E	10783	" " Screw	03
202477	10783	" " Thumb Lever	15
200299H	10783	" " " " " "	05
200299H	10783	Hinge Screw	05
200299H	10783	Bobbin Winder Stop Latch Thumb Lever	05
201537H	10783	Bobbin Winder Stop Latch Thumb Lever	03
202478	10783	Bobbin Winder Stop Latch Trip Lever	10
200299H	10783	" " " " " "	05
203096	10271	Bobbin Winder complete, Nos. 200056E,	1 40

No.	Plate	Name	Each
202480	10271	Bobbin Winder Spool Holder Base with	\$ 15
202481	10271	Bobbin Winder Spool Holder Base Spool	05
202482	10783	Bobbin Winder Spool Holder Tension	02
200011E	10783	Bobbin Winder Spool Holder Tension	05
200355H	10783	Bobbin Winder Spool Holder Tension	03
202483	10783	Bobbin Winder Spool Holder Tension	01
202484	10783	Bobbin Winder Spool Holder Tension	01
202485	10271	Bobbin Winder Spool Holder complete,	35
203097	—	Bobbin Winder and Spool Holder	75

FOOT LIFTER

227952	11156	Foot Lifter Lever (left or right)	25
227678	11156	" " Chain, 48 in. long with	25
227954	11188	Foot Lifter Lever Chain Hook (double)	02
202784	11188	Foot Lifter Lever Chain Hook (double)	02
225016	11188	Foot Lifter Lever Hinge Pin	01
227953	11156	" " Stand with two wood	10
227955	11156	Foot Lifter Lever (left or right) complete,	60

(For Foot Lifter Parts used on machine heads see page 9.)

From the library of: Diamond Needle Corp

PRESSER FEET

No.	Plate	Name	Each
229755	11189	Lifting Presser Foot, for 229751	\$1 00
229762	11189	" " " " binding, for 229761 and 230642	1 00
229751	11189	Vibrating Presser Foot with 200941c, for 229755	1 25
230642	11189	Vibrating Presser Foot with 200941c, for 229762	1 00
229761	11189	Vibrating Presser Foot with 200941c, for 229762	1 25

THROAT PLATES

No.	Plate	Name	Each
212860	11190	Throat Plate, 50 needle hole, for needle sizes 5 to 8	\$3 00
212861	11190	Throat Plate, 53 needle hole, for needle sizes 2 to 7	3 00
212862	11190	Throat Plate, 53 needle hole, for needle sizes 2 to 7	3 00
212868	11190	Throat Plate, 46 needle hole, for needle sizes 7 to 10	3 00

From the library of: Diamond Needle Corp

BINDERS

When Ordering Binders State Size Required. Send Sample of Binding and Material to be Bound.

BINDER

For Binding Leggings with a Leather Binding.

No.	Plate	Name	Each
230416	11191	Binder on Shank, for strips of various widths	\$4 50
200184B	11188	Binder Screw	04
230417	11191	" Swing Base	1 25
200913D	11188	" " " Hinge Screw	05
201525E	11181	" " " " " Nut	03
230770	11188	" " " " " Washer	05
200779H	11188	" " " " " Position Screw	12
201527E	11188	" " " " " Check Nut	03
226200	---	Ribbon Reel (6 in. diam.) with 225666 and three 225667	45
225664	11188	Ribbon Reel Supporting Spindle	10
230418	11191	" " " " " Bracket with 225664	35
230471	---	Ribbon Reel Supporting Spindle Hub	25
225666	11191	" " " " " " " 230471 with 225980	35
225980	---	Ribbon Reel Supporting Spindle Hub Base	10
225667	11188	Ribbon Reel Supporting Spindle Hub Base Rivet	01
230419	---	Binder complete, Nos. 200779H, 200913D, 201525E, 201527E, 226200, 230416 to 230418, 230770 and two 200184B	6 50
230642	11189	Vibrating Presser Foot with 200941c	1 00
229762	11189	Lifting Presser Foot	1 00
212860	11190	Throat Plate, 50 needle hole, for needle sizes 5 to 8	3 00

BINDER

For Binding Gauntlets.

230440	11191	Binder on Shank, for tapes of various widths	1 50
200184B	11188	Binder Screw	04
230417	11191	" Swing Base	1 25
200913D	11188	" " " Hinge Screw	05
201525E	11181	" " " " " Nut	03

No.	Plate	Name	Each
230770	11188	Binder Swing Base Hinge Screw Washer	\$ 05
200779H	11188	" " " " " Position Screw	12
201527E	11188	" " " " " " " Check Nut	03
226200	---	Ribbon Reel (6 in. diam.) with 225666 and three 225667	45
225664	11188	Ribbon Reel Supporting Spindle	10
230418	11191	" " " " " Bracket with 225664	35
230471	---	Ribbon Reel Supporting Spindle Hub	25
225666	11191	" " " " " " " 230471 with 225980	35
225980	---	Ribbon Reel Supporting Spindle Hub Base	10
225667	11188	Ribbon Reel Supporting Spindle Hub Base Rivet	01
230441	---	Binder complete, Nos. 200779H, 200913D, 201525E, 201527E, 226200, 230417, 230418, 230440, 230770 and two 200184B	7 25
230642	11189	Vibrating Presser Foot with 200941c	1 00
229762	11189	Lifting Presser Foot	1 00
212860	11190	Throat Plate, 50 needle hole, for needle sizes 5 to 8	3 00

BINDER

For Binding Base Ball Gloves.

230221	11191	Binder on Shank, for tapes of various widths	5 00
200184B	11188	Binder Screw	04
230417	11191	" Swing Base	1 25
200913D	11188	" " " Hinge Screw	05
201525E	11181	" " " " " Nut	03
230770	11188	" " " " " Washer	05
200779H	11188	" " " " " Position Screw	12
201527E	11188	" " " " " " " Check Nut	03
226200	---	Ribbon Reel (6 in. diam.) with 225666 and three 225667	45
225664	11188	Ribbon Reel Supporting Spindle	10
230418	11191	" " " " " Bracket with 225664	35
230471	---	Ribbon Reel Supporting Spindle Hub	25
225666	11191	" " " " " " " 230471 with 225980	35
225980	---	Ribbon Reel Supporting Spindle Hub Base	10

For the library of: www.needle.org

No.	Plate	Name	Each
225667	11188	Ribbon Reel Supporting Spindle Hub Base Rivet	\$ 01
230222	—	Binder complete, Nos. 200779H, 200913D, 201525E, 201527E, 226200, 230221, 230417, 230418, 230770 and two 200184B	7 00
230642	11189	Vibrating Presser Foot with 200911C	1 00
229762	11189	Lifting Presser Foot	1 00
212860	11190	Throat Plate, 50 needle hole, for needle sizes 5 to 8	3 00

ROLLER WELT GAUGE

226261	10557	Roller Welt Gauge with 201849	1 50
226259	10557	" " " " Frame with 226264	85
226273	—	" " " " 226259 with 200297E, 226261 to 226263, two each 200056D and 202603B	3 65
200056D	10557	Roller Welt Gauge Frame Screw	03
202603B	10557	" " " " " Washer	01
230429	—	" " " " " Swing Base	1 25
200779H	11188	" " " " " " "	
		Adjusting Screw	12
201520E	11188	Roller Welt Gauge Frame Swing Base Adjusting Screw Nut	04
200925D	11188	Roller Welt Gauge Frame Swing Base Hinge Screw	08
230294	11188	Roller Welt Gauge Frame Swing Base Hinge Screw Washer (lower)	05
230293	11188	Roller Welt Gauge Frame Swing Base Hinge Screw Washer (upper)	05
226262	10557	Roller Welt Gauge Handle	1 00
226264	10557	" " " " " Cushion (leather)	02
200297E	10557	Roller Welt Gauge Handle Hinge Screw	05
201849	10557	" " " " Roller 201836 with 206521	20
206521	10557	Roller Welt Gauge Roller Stud	05
226263	10557	" " " " Spring	10
230430	11191	Roller Welt Gauge on Swing Base complete, Nos. 200779H, 200925D, 201520E, 226273, 230293, 230294 and 230429	5 06

UNDER DRIVER

Ball Bearing, Right Hand, Round Belt, Two Speed.

No.	Plate	Name	Each
227370	11126	Cone Pulley, two speed, 4 $\frac{1}{2}$ in. and 5 $\frac{1}{2}$ in. belt diam., with 227553	\$1 35
25362	12321	Cone Pulley Ball, size $\frac{3}{8}$ inch	02
204100	12321	" " " " Bearing Cup	12
204101	12321	" " " " Cap	02
204102	12321	" " " " Retaining Spring	05
227553	12322	Cone Pulley Ball Cup complete, Nos. 204100 to 204102 and thirteen 25362 ...	45
202459	11126	Driving Pulley, 7 $\frac{1}{4}$ in. diam., with 202160 and 204105	75
202160	11126	Driving Pulley Friction Ring (leather) ...	05
204105	12321	" " " " " Stop Pin	01
227743	—	" " " " Shaft (hollow) with 204109, 204110, 204112 and two 204111	60
202461	11126	Driving Pulley Shaft 227743 with 204107, 204108 and eleven 25303	00
25303	12321	Driving Pulley Shaft Ball, size $\frac{1}{4}$ inch	03
204107	12321	" " " " " Cup	10
204108	12321	" " " " " Cap	02
204109	—	" " " " " Oil Plug	01
204110	—	" " " " " Oiling Leather ...	02
204111	—	" " " " " " Pin (leather)	01
204112	12322	Driving Pulley Shaft Oiling Wick	01
200524c	12321	" " " " " Set Screw	06
204113	12321	" " " " " Thimble	10
227734	11126	Frame with 200524c	80
202463	11126	Lever (compression) with 204117, two each 200524c and 202845	45
227735	11126	Lever Brake with 200524c, 204122 and two 200374c	35
227736	11126	Lever Brake 227735 with 200082D and 227737	60
227737	11126	Lever Brake Belt Guard	20
200082D	12321	" " " " " Screw	03
204122	12322	" " " " " Leather	05
200374c	12321	" " " " " Set Screw	02
200524c	12321	" " " " " Set Screw	06
204123	12322	" " " " " Spring	05
204117	12321	" " " " " Compression Plate	10
202845	12321	" " " " " Rivet	01

From the library of: Diamond Needle Corp

No.	Plate	Name	Each
202464	11126	Lever Compression Shaft with 202302...	\$ 20
202302	12321	" " " Cotter Pin ...	01
200524c	12321	" " " Set Screw	06
27070	11126	Shaft Pulley (sectional, grooved), 10 in. diam., 1 3/4 in. bore, with two 597c	45
597c	11188	Shaft Pulley Clamping Screw	08
227976	11126	Treadle with 200540b	45
227977	11126	" 227976 with 227978	60
227978	11126	" Adjustable Connecting Slide ...	15
200540b	11188	" " " " Set Screw	10
202468	11126	Treadle Pitman Rod (lower or upper) ..	05
204126	12321	" " " Clamp with two 200530c	20
200530c	12321	Treadle Pitman Rod Clamp Set Screw..	05
227980	11126	Treadle Pitman complete, Nos. 204126 and two 202468	20
204127	11126	Treadle Stand (left) with two wood screws 1 in. No. 13	08
204128	11126	Treadle Stand (right) with two wood screws 1 in. No. 13	08
227981	—	Treadle and Stand complete, Nos. 204127, 204128 and 227977	75
227982	—	Treadle and Pitman complete, Nos. 227980 and 227981	90
227740	—	Transmitter complete, Nos. 202459, 202461, 202463, 202464, 204113, 204123, 227370, 227734, 227736 and three wood screws 1 3/4 in. No. 15	3 00
227985	—	Under Driver (ball bearing) lever pressure, right hand, two speed, complete, Nos. 27070, 227740 and 227982	4 00

OBSOLETE PARTS

No.	Plate	Name	Each
213462	11066	Feed Eccentric	\$1 00
*213569	—	Hook (sewing)	—
213570	11088	" 213569 with 200145n, 200596r, 200614c, 202064, 202658, 202691 and 206847	2 00
213497	11185	Take-up Cam with 200335c, 200383c and 200430c	1 50

NUMERICAL LIST OF PARTS

No.	Plate	Name	Each
597c	11188	Under Driver Shaft Pulley Clamping Screw, for 27070	\$ 08
25303	12321	Under Driver Driving Pulley Shaft Ball, size $\frac{1}{4}$ in., for 202161	03
25362	12321	Under Driver Cone Pulley Ball, sizes $\frac{3}{8}$ in., for 227553	02
27070	11126	Under Driver Shaft Pulley (sectional, 11156 Order with 36579)	10 00
378	11156	Spout, 3 in. long, for 36578,	06 ..
379	41401	11156 Machine Rest Pin (wood)	06
200041e	11180	Arm Screw	08
200041e	10783	Bobbin Winder Spool Holder Tension Disc Screw, for 202485	05
200026d	11071	Presser Bar Lifter Hinge Screw	01
200030h	11180	Bed Hinge Screw	05
200035e	11066	Feed Cam Screw	05
200042e	12311	Take-up Lever Bearing Screw, for 213003	05
200049e	11071	Needle Bar Collar Set Screw, for 213471	03
200053e	12311	Face Plate Screw	04
200056e	10783	Bobbin Winder Stop Latch Screw, for 203096	03
200056d	10557	Roller Welt Gauge Frame Screw, for 226273	02
200062h	12311	Balance Wheel Adjusting Screw	07
200071e	11181	Lifting Presser Foot Screw, for 213480,	03
200079h	12311	Spool Holder Wire Hinge Screw, for 204297	02
200082d	12321	Under Driver Lever Brake Belt Guard Screw, for 227736	03
200094e	11181	Feed Eccentric Connection Pinch Screw, for 213463	02
200095b	11067	Feed Regulating Lever Screw	01
200104d	11066	" Connection Stop Screw, for 213427	01
200125e	11181	Needle Set Screw, for 213473	02
200145h	11181	Hook Washer Needle Guard Screw, for 206818 and 213570	02
200161e	10783	Bobbin Winder Frame Spring Screw, for 203096	04
200162b	11181	Feed Regulating Lever Segment Screw,	01
200184b	11188	Binder Screw, for 230222, 230419 and 230441	04

From the library of: Diamond Needle Corp

NUMERICAL LIST OF PARTS

Numerical List of Parts

No.	Plate	Name	Each
200221E	10783	Bobbin Winder Frame Hinge Screw, for 203096	\$ 12
200230F	11070	Lifting Presser Bar Vibrating Lever Hinge Screw, for 213483	10
200262H	11180	Bed Clamp Hinge Screw	10
200262H	11180	Foot Lifter Lifting Lever Hinge Screw, for 213874	10
200278H	12311	Arm Cap Screw	95
200297E	10557	Roller Welt Gauge Handle Hinge Screw, for 226273	95
200299H	10783	Bobbin Winder Stop Latch Thumb Lever Hinge Screw, for 203096	95
200299H	10783	Bobbin Winder Stop Latch Thumb Lever Joint Screw, for 203096	95
200299H	10783	Bobbin Winder Stop Latch Trip Lever Hinge Screw, for 203096	95
200300H	11187	Thread Controller Roller Screw, for 205987	94
200309E	11186	Tension Release Lever Screw, for 213459	94
200335c	12311	Balance Wheel Set Screw, for 213474	94
200335c	12311	Hook Shaft Bushing Set Screw (back)	94
200335c	12311	Take-up Cam Set Screw, for 213497 and 221564	94
200338c	11180	Arm Shaft Bushing (back) Set Screw	94
200347c	12321	" " Counter Balance Set Screw, for 213392	93
200347c	12321	Hook Shaft Bushing Set Screw (front)	93
200352c	11180	Arm Shaft Bushing (front) Set Screw	93
200355H	10783	Bobbin Winder Spool Holder Tension Disc Screw Set Screw, for 202480	93
200362c	12311	Hook Shaft Connection Belt Pulley Set Screw, for 213454	92
200363c	11088	Arm Shaft Connection Belt Pulley Set Screw, for 213454	93
200368H	11187	Thread Controller Spring Stud Set Screw, for 213458	92
200374c	12321	Under Driver Lever Brake Leather Set Screw, for 227735	92
200380c	10783	Bobbin Winder Pulley Set Screw, for 202473	92
200380c	10783	Feed and Needle Carrying Frame Collar Set Screw, for 221560	92
200380c	10783	Hook Shaft Collar Set Screw, for 221560	92
200383c	12311	Take-up Cam Position Screw Check Screw, for 213497 and 221564	92
200386c	11181	Lifting Presser Bar Collar Set Screw, for 213481	92

Numerical List of Parts

No.	Plate	Name	Each
200386c	11181	Vibrating Presser Bar Collar Set Screw, for 213481 and 213488	\$ 02
200389c	11184	Thread Guide Set Screw	02
200389c	11184	Vibrating Presser Bar Thread Guide Set Screw, for 213487	02
200396c	11180	Arm Shaft Connection Belt Pulley Position Screw, for 213454	03
200397H	11180	Face Plate Thread Guide Set Screw, for 213458	02
200397H	11180	Tension Stud Set Screw, for 213458	02
200397H	11180	Thread Retainer Guide Wire Set Screw, for 213458	02
200397H	11180	Thread Retainer Stud Set Screw, for 213458	02
200430c	12311	Take-up Cam Position Screw, for 213497 and 221564	02
200490B	11070	Lifting Presser Bar Sleeve Screw and Nut	02
200524c	12321	Under Driver Driving Pulley Shaft Set Screw, for 227734	02
200524c	12321	Under Driver Lever Brake Set Screw, for 227735	02
200524c	12321	Under Driver Lever Compression Shaft Set Screw, for 202463	02
200530c	12321	Under Driver Treadle Pitman Rod Clamp Set Screw, for 204126	02
200540B	11188	Under Driver Treadle Adjustable Connecting Slide Set Screw, for 227976	02
200572c	11070	Lifting Presser Bar Collar Slide Adjusting Screw, for 213481	04
200572c	11070	Needle Bar Collar Slide Adjusting Screw, for 213474	04
200572c	11070	Vibrating Presser Bar Collar Slide Adjusting Screw, for 213488	04
200573B	11187	Throat Plate Screw	05
200575H	12311	Spool Holder Base Screw	05
200577H	12311	Thread Controller Plate Screw, for 213459	02
200581H	11187	Thread Controller Spring Guard Screw, for 205987	02
200592c	11181	Bobbin Case Tension Spring Screw, for 202639	02
200596F	11184	Hook Gib Screw, for 206848 and 213570	02
200613F	11181	Lifting Presser Bar Spring Follower Screw Position Screw	03
200614c	11184	Hook Gib Hinge Screw, for 206848 and 213570	02
200631E	11186	Thread Retainer Stud, for 213690	10

Numerical List of Parts

No.	Plate	Name	Each
200632B	11186	Tension Stud, for 201272	\$ 20
200635B	11070	Lifting Presser Bar Spring Follower Screw	25
200681c	11067	Feed Regulating Lever Segment Stop Screw	04
200728B	11180	Bed Clamp Thumb Screw	12
200739F	11180	Face Plate Thread Guide Screw, for 213458	08
200779H	11188	Binder Swing Base Position Screw, for 230222, 230419 and 230441	12
200779H	11188	Roller Welt Gauge Frame Swing Base Adjusting Screw, for 230430	12
200818c	11066	Feed Cam Roller Screw Stud, for 201821	15
200835D	11181	Foot Lifter Lifting Lever Spring Stop Screw, for 213874	08
200913D	11188	Binder Swing Base Hinge Screw, for 230222, 230419 and 230441	05
200925D	11188	Roller Welt Gauge Frame Swing Base Hinge Screw, for 230430	08
200941c	11187	Vibrating Presser Foot Screw, for 229751, 229761 and 230642	03
201016F	11181	Bobbin Case Tension Spring Regulating Screw, for 202639	04
201520E	11188	Roller Welt Gauge Frame Swing Base Adjusting Screw Nut, for 230430	04
201522E	11181	Feed Cam Roller Screw Stud Nut, for 213437	03
201525E	11181	Binder Swing Base Hinge Screw Nut, for 230222, 230419 and 230441	03
201525E	11181	Lifting Presser Bar Vibrating Lever Hinge Screw Nut, for 213483	03
201527E	11188	Binder Swing Base Position Screw Check Nut, for 230222, 230419 and 230441	03
201537H	10783	Bobbin Winder Stop Latch Thumb Lever Joint Screw Nut, for 203096	03
201572a	11186	Tension Thumb Nut, for 201272	04
201574D	11186	Thread Retainer Stud Nut, for 213690	03
201816	11186	Take-up Lever Roller, for 213003	12
201821	11181	Feed Cam Roller 201827 with 200818c, for 213437	30
201827	11181	Feed Cam Roller, for 201821	12
201849	10557	Roller Welt Gauge Roller 201836 with 206521, for 226261	20
202005	11180	Arm Screw Washer	01
202056	11181	Bobbin Case Base Latch Pin, for 202689	01
202064	11184	Hook Shaft Pin, for 206818 and 213570	01
202068	11185	Spool Holder Base, for 201297	15
202075	11186	Tension Release Plunger, for 201272	03

Numerical List of Parts

No.	Plate	Name	Each
202084	11187	Thread Controller Roller Guard Washer, for 205987	\$ 01
202087	11187	Thread Controller Spring Stop, for 213458	03
202088	11187	" " " Stud with 204925, for 213459	10
202090	11186	Tension Disc Position Pin, for 213458	01
202098	11187	Thread Controller Roller, for 205987	05
202243	11182	Arm Shaft Bushing (back) with 202244	75
202244	---	" " " " Oil Packing (wick), for 202243	02
202247	11182	Arm Cap	35
202248H	11180	" " Screw Washer	05
202260	---	Arm Shaft Bushing (front) Oil Packing (wick), for 213452	01
202302	12321	Under Driver Lever Compression Shaft	
324	---	Hook Shaft Connection Belt Pulley Spring Plange, for 221575	08
202402	11186	Tension Disc, for 201272	
202407	11186	" Spring, for 201272	
202412	11184	Thread Guide	
202459	11126	Under Driver Driving Pulley, 7 1/4 in. diam., with 202460 and 204105, for 227740	
202460	11126	Under Driver Driving Pulley Friction Ring (leather), for 202459	05
202461	11126	Under Driver Driving Pulley Shaft 227743 with 204107, 204108 and eleven 25303, for 227740	1
202463	11126	Under Driver Lever (compression) with 204147, two each 200524c and 202845, for 227740	
202464	11126	Under Driver Lever Compression Shaft with 202302, for 227740	20
202468	11126	Under Driver Treadle Pitman Rod (lower or upper), for 227980	05
		Nos. 202470 to 202473, for 203096	
202470	10271	Bobbin Winder Base	15
202471	10271	" " Frame	15
202472	10271	" " Spring	05
202473	10271	" " Pulley with 200380c	20
202475	10783	" " Stop Latch, for 203096	10
202477	10783	" " " " Thumb Lever, for 203096	15
202478	10783	Bobbin Winder Stop Latch Trip Lever, for 203096	10
		Nos. 202480 to 202483, for 202485	
202480	10271	Bobbin Winder Spool Holder Base with 200355H and 202484	15

From the Library of Diagnostics & Test Corp

Numerical List of Parts

No.	Plate	Name	Each
202481	10271	Bobbin Winder Spool Holder Base Spool Pin	\$ 05
202482	10783	Bobbin Winder Spool Holder Tension Disc (lower or upper)	02
202482	10783	Thread Retainer Disc, for 213690	02
202483	10783	Bobbin Winder Spool Holder Tension Disc Spring (brass)	01
202483	10783	Thread Retainer Spring (brass), for 213690	01
202484	10783	Bobbin Winder Spool Holder Tension Disc Thread Guide, for 202480	01
202485	10271	Bobbin Winder Spool Holder complete, Nos. 200044E, 202480, 202481, 202483, two 202482 and one wood screw 1 in. No. 13u, for 203097	35
202603B	10557	Roller Welt Gauge Frame Screw Washer, for 226273	01
202618	11183	Red Hinge	1 50
202622	11180	Red Clamp Packing Washer	01
202639	11088	Bobbin Case Cap with 200592B, 201016E and 202641, for 202955	50
		Nos. 202640 to 202642, for 202689.	
202640	11181	Bobbin Case Base Latch	10
202641	11181	" " " " Plunger	05
202642	11181	" " " " Spring	01
202644	11181	" " Tension Spring, for 202639	10
202658	11184	Hook Washer Needle Guard, for 206848 and 213570	25
202671	11181	Presser Bar Lifter	25
202689	11088	Bobbin Case Base with 202056 and 202640 to 202642, for 202955	75
202784	11188	Foot Lifter Lever Chain Hook (double upper), for 227678	02
202845	12321	Under Driver Lever Compression Plate Rivet, for 202463	01
202955	11181	Bobbin Case complete, Nos. 202639 and 202689 for 206878	1 25
203091	---	Bobbin Winder Bobbin Position Pin, for 203095	01
203095	10271	Bobbin Winder Spindle with 203094, for 203096	20
203096	10271	Bobbin Winder complete, Nos. 200056E, 200161E, 200221E, 201537E, 202170 to 202173, 202175, 202177, 202178, 203095, three 200299u and two round head wood screws 1½ in. No. 11, for 203097	1 40
203097	---	Bobbin Winder and Spool Holder complete, Nos. 202485 and 203096	1 75

Numerical List of Parts

No.	Plate	Name	Each
203101	---	Hook Oil Wick, for 206848	\$ 01
203181	11180	Red Clamp	50
203185	11180	" " Washer	10
		Nos. 204100 to 204102, for 227553.	
204100	12321	Under Driver Cone Pulley Ball Bearing Cup	12
204101	12321	Under Driver Cone Pulley Ball Cap	02
204102	12321	" " " " " Retaining Spring	05
204105	12321	Under Driver Driving Pulley Friction Ring Stop Pin, for 202459	01
204107	12321	Under Driver Driving Pulley Shaft Ball Cup, for 202461	10
204108	12321	Under Driver Driving Pulley Shaft Ball Cup Cap, for 202461	
		Nos. 204109 to 204112, for 227743.	
204109	---	Under Driver Driving Pulley Shaft Oil Plug	
204110	---	Under Driver Driving Pulley Shaft Oiling Leather	
204111	---	Under Driver Driving Pulley Shaft Oiling Leather Pin (leather)	
204112	12322	Under Driver Driving Pulley Shaft Oiling Wick	
204113	12321	Under Driver Driving Pulley Shaft Thimble, for 227740	
204117	12321	Under Driver Lever Compression Plate, for 202463	
204122	12322	Under Driver Lever Brake Leather, for 227735	
204123	12322	Under Driver Lever Brake Spring, for 227740	
204126	12321	Under Driver Treadle Pitman Rod Clamp with two 200530e, for 227980	20
204127	11126	Under Driver Treadle Stand (left) with two wood screws 1 in. No. 13, for 227981	08
204128	11126	Under Driver Treadle Stand (right) with two wood screws 1 in. No. 13, for 227981	08
204235	11180	Arm Position Pin	02
204264	11186	Take-up Lever Bearing Position Pin, for 213697	01
204271	11186	Tension Washer, for 204272	05
204272	11186	Tension complete Nos. 200632B, 201572B, 202075, 202407, 204271 and two 202402, for 213459	50
204274	11187	Thread Controller Plate, for 205987	12

Numerical List of Parts

No.	Plate	Name	Each
204275	11187	Thread Controller Roller Guard, for	
204276	11187	Thread Controller Spring.....Per 100 \$1 25	\$ 10 03
204280	11187	" " and Spring complete, Nos. 204276 and 205987, for 213459.....	45
204296	11185	Spool Holder Wire, for 204297	10
204297	11185	Spool Holder complete, Nos. 200079a, 202068 and 204296	25
204333	11187	Thread Controller Spring Guard, for 205987	08
204925	11187	Thread Controller Spring Stud Washer, for 202088	01
205987	11187	Thread Controller complete, Nos. 200300a, 200581b, 202084, 202098, 204271, 204275 and 204333, for 204280	42
206521	10557	Roller Welt Gauge Roller Stud, for 204849	05
*206825	---	Hook (sewing), for 206848	---
206827	11184	Hook Gb, for 206848	60
*206847	---	" Shaft, 14 $\frac{1}{2}$ in. long, for 206848 and 213570	---
206848	11184	Hook 206825 with 200145a, 200596a, 200611c, 202064, 202658, 203101, 206827 and 206847, for 206878	2 00
206878	---	Hook and Bobbin Case complete, Nos. 202955 and 206848	3 25
210530	11088	Bobbin	10
212860	11190	Throat Plate, 50 needle hole, for needle sizes 5 to 8	3 00
212861	11190	Throat Plate, 53 needle hole, for needle sizes 2 to 7	3 00
212862	11190	Throat Plate, 53 needle hole, for needle sizes 2 to 7	3 00
212868	11190	Throat Plate, 46 needle hole, for needle sizes 7 to 10	3 00
213002	11186	Take-up Lever, for 221571	1 00
213003	11186	Take-up Lever complete, Nos. 200042a, 201816 and 221571	1 25
213437	---	Feed and Needle Carrying Frame 213460 with 200101b, 201522a, 201821, 213461, 213463 to 213467, 213473 to 213475, 213481, 213483, 213485 to 213488, 221564 and two 213484	16 10
*213451	---	Arm	---
213452	11182	" Shaft Bushing (front), with 202260	35
213454	11182	" " Connection Belt Pulley with 200363c, 200396c and two 213455	1 25

Numerical List of Parts

No.	Plate	Name	Each
213455	11180	Arm Shaft Connection Belt Pulley Spring Flange, for 213454	\$ 20
213456	11181	Hook Shaft Connection Belt Pulley Spring Flange, for 213553	10
213458	11183	Face Plate with 200368a, 200739a, 202087, 202090, 213502, 213691, 221546 and four 200397a, for 213459	1 50
213459	11183	Face Plate complete, Nos. 200577a, 202088, 204272, 204280, 213458, 213500, 213690 and two 200399	2 00
213460	11187	Feed and Needle Carrying Frame with 213441, for 213437	1 50
213461	11064	Feed and Needle Carrying Frame Link, for 213437	75
213462	11064	Feed Eccentric (obsolete)	1 00
		Nos. 213463 to 213467, for 213437.	
213463	11066	Feed Eccentric Connection with 200094a	1 00
213464	11181	Feed Cap	50
213465	11066	" Connection	30
213466	11066	" " Link	50
213467	11066	" " " Lever	50
213471	11183	Balance Wheel with two 200335c	1 00
		Nos. 213472 to 213475, for 213437.	
213473	11185	Needle Bar (bollow) with 200125a	1 50
213474	11071	" " Collar with 200049a and 200572a	50
213475	11071	Needle Bar Connecting Link	50
213480	11185	Lifting Presser Bar with 200071a	75
213481	11070	" " " Collar with 200572a and two 200386c, for 213437	1 50
213482	11070	Lifting Presser Bar Spring	1 50
		Nos. 213483 to 213488, for 213437.	
213483	11070	Lifting Presser Bar Vibrating Lever 211057 with 200230a and 201525a	1 25
213484	11071	Lifting Presser Bar Vibrating Lever Slide Block	25
213484	11071	Vibrating Presser Bar Collar Slide Block	25
213485	11071	Lifting Presser Bar Vibrating Lever Rocker Arm	1 00
213486	11071	Lifting Presser Bar Vibrating Lever Rocker Arm Link	75
213487	11185	Vibrating Presser Bar with 200389c	60
213488	11187	" " " Collar with 200386c and 200572a	40
213489	11181	Thread Guide	10
213489	11181	Vibrating Presser Bar Thread Guide	10

No.	Plate	Name	Each
213490	11071	Presser Bar Lifter Shoe and Tension Release Stud	10
213491	11183	Arm Shaft	1 75
213492	11182	" " Counter Balance with 200317c	25
213494	11067	Feed Regulating Lever	60
213496	11067	" " " Segment	95
213497	11185	Take-up Cam with 200325c, 200383c and 200430c (obsolete)	1 50
213500	11186	Tension Release Lever, for 213459	10
213502	11180	Face Plate Thread Guide, for 213458	10
213553	11184	Hook Shaft Connection Belt Pulley with two each 200362c and 213456	75
*213564	----	Bed (cylinder)	--
213565	11182	Arm Shaft Connection Belt	80
213567	11088	Bed (cylinder) End Cover	2 00
*213569	----	Hook (sewing) (obsolete) for 213570	--
213570	11088	" 213569 with 200445a, 200366c, 200614c, 202064, 202658, 202691 and 206817 (obsolete)	2 00
213690	11186	Thread Retainer complete, Nos. 2006311, 201571d, 202483 and two 202482, for 213459	20
213691	11186	Thread Retainer Guide Wire, for 213458	65
213692	11066	Feed Cam Position Pin	62
213696	11067	" Regulating Lever Friction Washer	10
213697	11071	Takeup Lever Bearing with 204264, for 221571	15
213711	11181	Feed and Needle Carrying Frame Bushing, for 213460	10
213874	----	Foot Lifter Lifting Lever 227368 with 200262n, 200835n and 227561	70
213890	----	Bed Base	2 50
214057	----	Lifting Presser Bar Vibrating Lever, for 213483	1 10
221546	----	Face Plate Thread Oiling Felt, for 213458	01
Cancelled 221559	----	Feed and Needle Carrying Frame Collar, for 221560	10
Cancelled 221559	----	Hook Shaft Collar, for 221559	10
221560	11181	Feed and Needle Carrying Frame Collar 221559 with 200380c	15
221560	11181	Hook Shaft Collar 221559 with 200289c	15
221571	No. cancelled, order 202324, section	Belt Pulley Spring Flange, for 221575	10
221575	----	Hook Shaft Connection Belt Pulley with two each 200362c and 202324	1 15
225916	11188	Foot Lifter Lever Hinge Pin, for 227937	01
225497	11156	Bobbin Case Screw Driver	10

No.	Plate	Name	Each
225498	11156	Screw Driver, 7½ in. long	15
225499	11156	Offer Spout, 2½ in. long, for 225500	02
225500	11156	" with 225499	10
225554	11156	Wrench (steel)	10
225664	11188	Ribbon Reel Supporting Spindle, for 230418	10
225666	11191	Ribbon Reel Supporting Spindle Hub 230474 with 225980, for 226290	35
225667	11188	Ribbon Reel Supporting Spindle Hub Base Rivet, for 226290	01
225980	----	Ribbon Reel Supporting Spindle Hub Base, for 225666	10
226290	----	Ribbon Reel (6 in. diam.) with 225666 and three 225667, for 230222, 230419 and 230441	45
226259	10557	Roller Welt Gauge Frame with 226261, for 226273	85
		Nos. 226261 to 226263, for 226273	
20294	10557	Roller Welt Gauge with 204891	50
226262	10557	" " " Handle	00
226263	10557	" " " Spring	10
226264	10557	" " " Handle Cushion (leather), for 226259	02
226273	----	Roller Welt Gauge Frame 226259 with 200297c, 226261 to 226263, two each 200956b and 202603b, for 230430	65
227104	----	Drip Pan (cast iron, square) with one round head wood screw 1½ in. No. 14	25
227368	11182	Foot Lifter Lifting Lever, for 213874	25
227370	11126	Under Driver Cone Pulley, two speed, 13 in. and 5½ in. belt diam., with 227553, for 227740	35
227553	12322	Under Driver Cone Pulley Ball Cup complete, Nos. 204190 to 204192 and thirteen 25362, for 227370	45
227561	11181	Foot Lifter Lifting Lever Spring, for 213874	25
227678	11156	Foot Lifter Lever Chain, 48 in. long, with 202784, for 227955	25
227734	11126	Under Driver Frame with 200524c, for 227740	80
227735	11126	Under Driver Lever Brake with 200524c, 204122 and two 200374c, for 227736	35
227736	11126	Under Driver Lever Brake 227735 with 200082b and 227737, for 227740	60
227737	11126	Under Driver Lever Brake Belt Guard, for 227736	20

No.	Plate	Name	Each
227740	----	Under Driver Transmitter complete, Nos. 202459, 202461, 202463, 202464, 204113, 204123, 227370, 227731, 227736 and three wood screws 1 $\frac{1}{2}$ in. No. 15, for 227985.	\$3 00
227743	----	Under Driver Driving Pulley Slab (hollow) with 204109, 204110, 204112 and two 204111, for 202461.	60
227952	11156	Foot Lifter Lever (left or right)	25
227953	11156	" " " Stand with two wood screws 1 in. No. 13.	10
227954	11188	Foot Lifter Lever Chain Hook (double) (lower)	02
227955	11156	Foot Lifter Lever (left or right) complete, Nos. 225016, 227678, and 227952 to 227954.	60
227976	11126	Under Driver Treadle with 200549c, for 227977.	15
227977	11126	Under Driver Treadle 227976 with 227978, for 227981.	60
227978	11126	Under Driver Treadle Adjustable Connecting Slide, for 227977.	15
227980	11126	Under Driver Treadle Pitman complete, Nos. 204126 and two 202468, for 227982.	30
227981	----	Under Driver Treadle and Stand complete, Nos. 204127, 204128, and 227977, for 227982.	75
227982	----	Under Driver Treadle and Pitman complete, Nos. 227980 and 227981, for 227985.	90
227985	----	Under Driver (ball bearing) lever pressure, right hand, two speed complete, Nos. 27070, 227740 and 227982.	4 00
229751	11189	Vibrating Presser Foot with 200941c, for 229755.	1 25
229755	11189	Lifting Presser Foot, for 229751.	1 00
229761	11189	Vibrating Presser Foot with 200941c, for 229762.	1 25
229762	11189	Lifting Presser Foot, for binding, for 229761 and 230642.	1 00
230221	11191	Binder on Shank, for tapes of various widths, for 230222.	5 00
230222	----	Binder complete, Nos. 200779n, 200943p, 204525e, 204527r, 226200, 230221, 230417, 230418, 230419, 230770 and two 200184r (see page 20).	7 00
230293	11188	Roller Welt Gauge Frame Swing Base Hinge Screw Washer (upper), for 230430.	05

No.	Plate	Name	Each
230294	11188	Roller Welt Gauge Frame Swing Base Hinge Screw Washer (lower), for 230430.	\$ 05
230416	11191	Binder on Shank, for strips of various widths, for 230419.	4 50
230417	11191	Binder Swing Base, for 230222, 230419 and 230441.	1 25
230418	11191	Ribbon Reel Supporting Spindle Bracket with 225664, for 230222, 230419, and 230441.	35
230419	----	Binder complete, Nos. 200779n, 200943p, 204525e, 204527r, 226200, 230416 to 230418, 230770 and two 200184r (see page 48).	6 50
230429	----	Roller Welt Gauge Frame Swing Base, for 230430.	1 25
230430	11191	Roller Welt Gauge on Swing Base complete, Nos. 200779n, 200925b, 204529r, 226273, 230293, 230294 and 230419 (see page 20).	5 00
230440	11191	Binder on Shank, for tapes of various widths, for 230441.	4 50
230441	----	Binder complete, Nos. 200779n, 200943p, 204525e, 204527r, 226200, 230417, 230418, 230419, 230770 and two 200184r (see page 49).	7 25
230471	----	Ribbon Reel Supporting Spindle Hub, for 225666.	25
230642	11189	Vibrating Presser Foot with 200941c, for 229762.	1 00
230770	11188	Binder Swing Base Hinge Screw Washer, for 230222, 230419 and 230441.	05

ILLUSTRATIONS

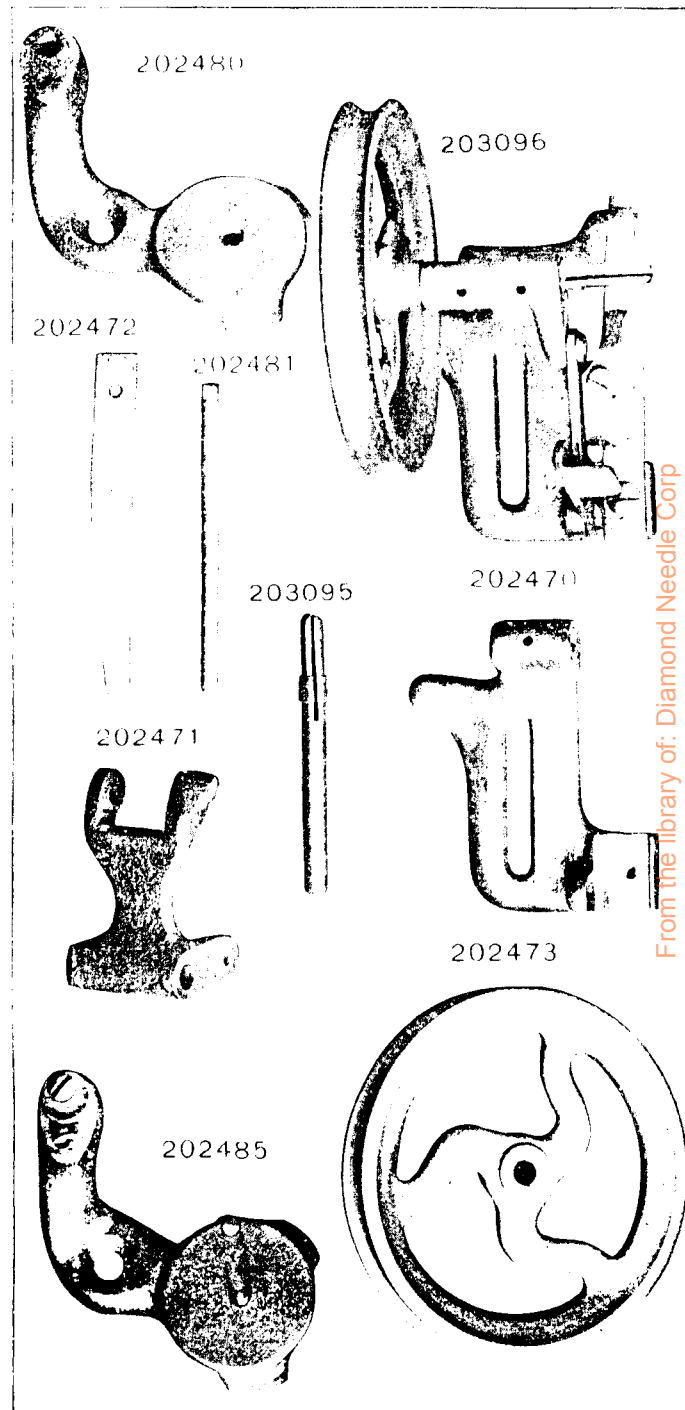


PLATE 10557 FULL SIZE

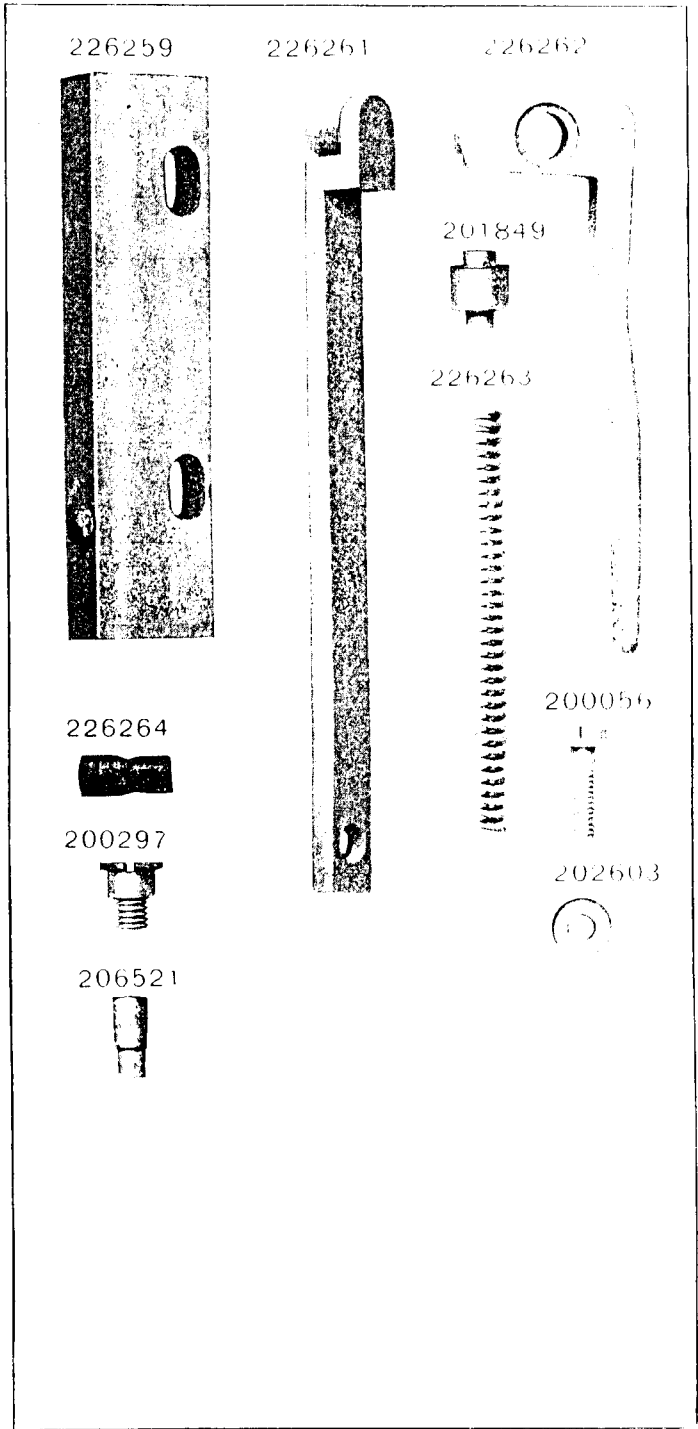
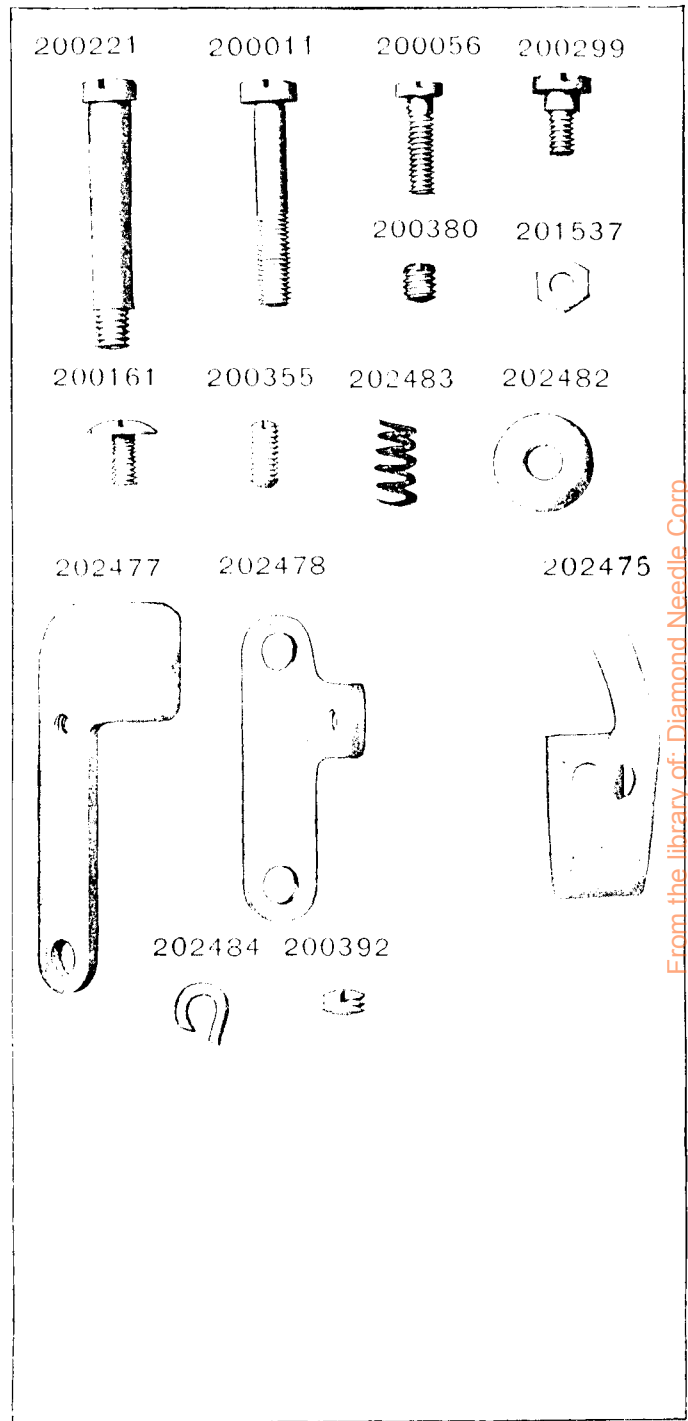


PLATE 10783 FULL SIZE



From the library of: Diamond Needle Corp

PLATE 11066—FULL SIZE

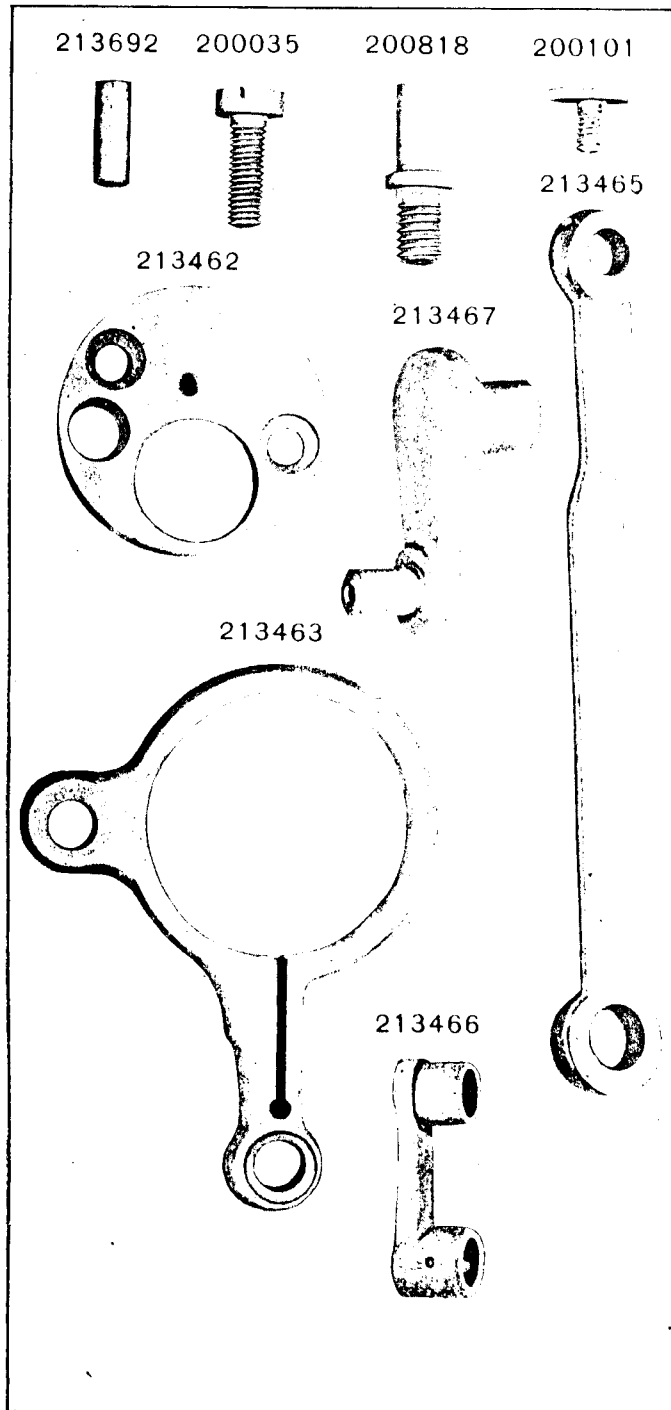
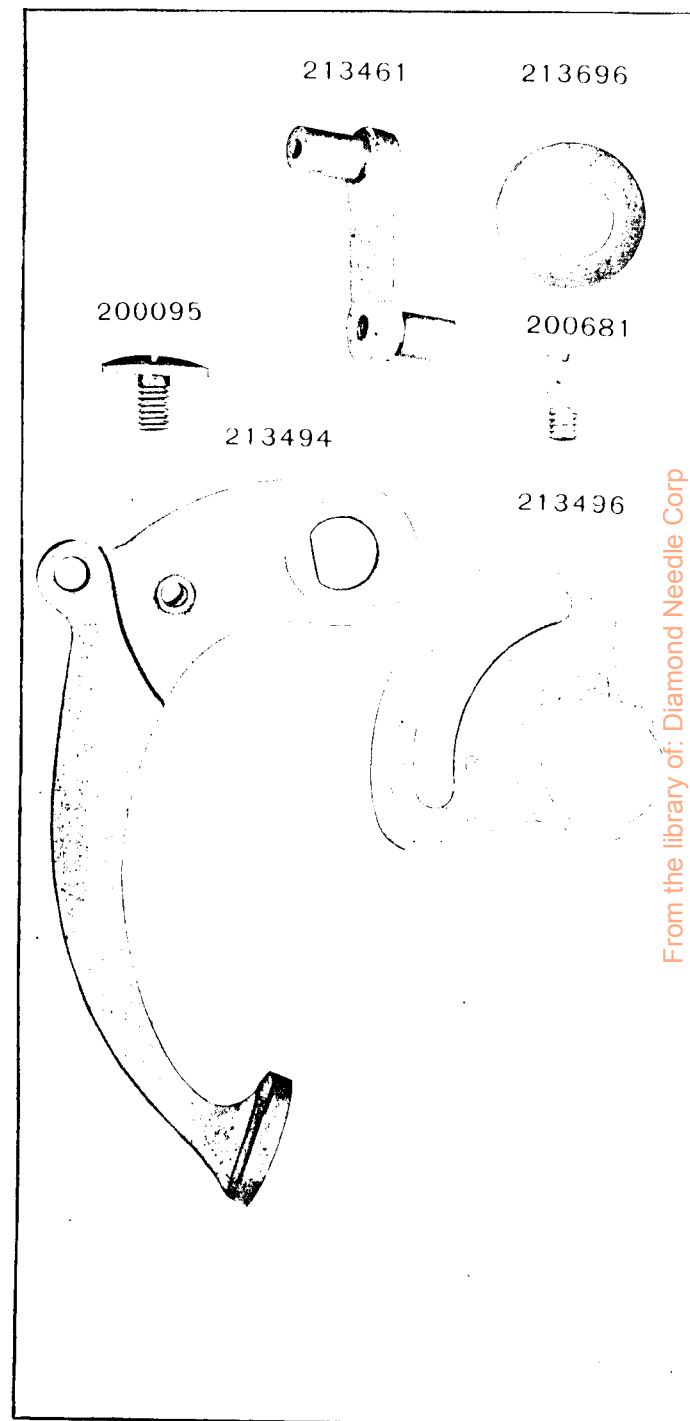


PLATE 11067—FULL SIZE



From the library of: Diamond Needle Corp

PLATE 11070-FULL SIZE




PLATE 11071-FULL SIZE




PLATE 11C88 FULL SIZE

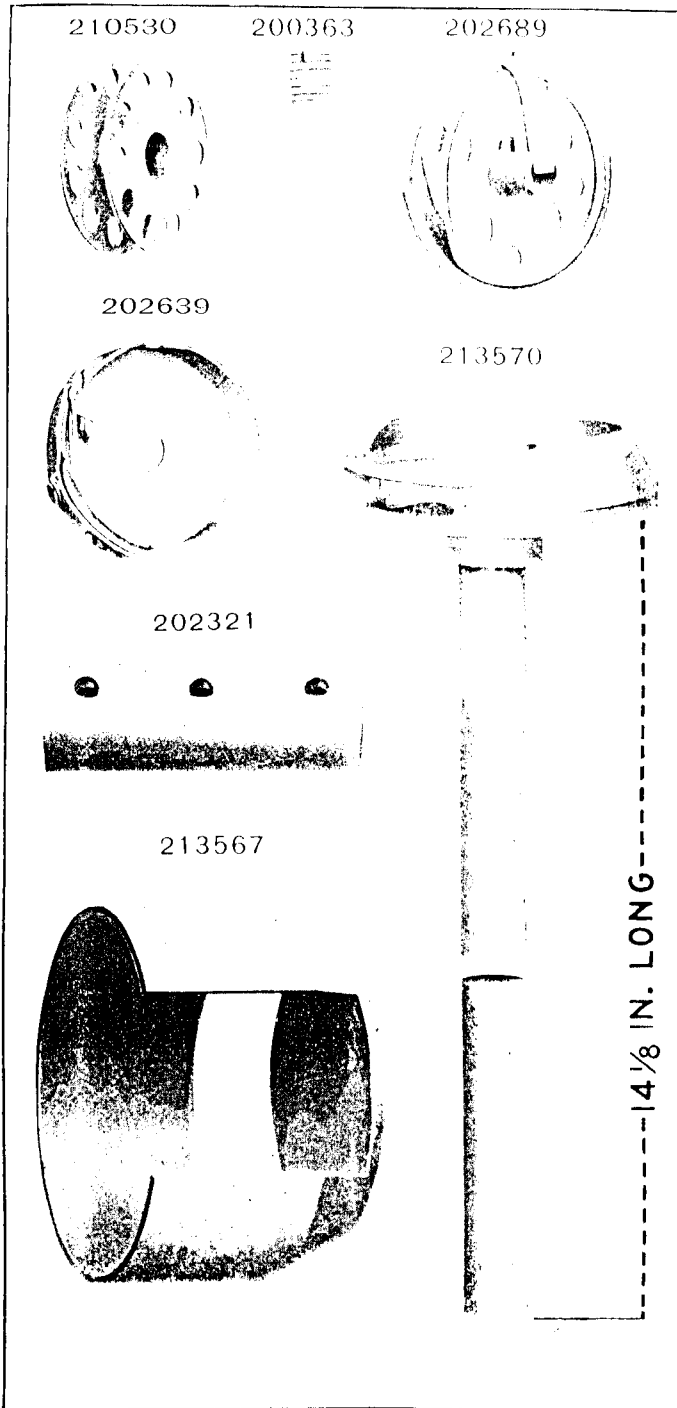
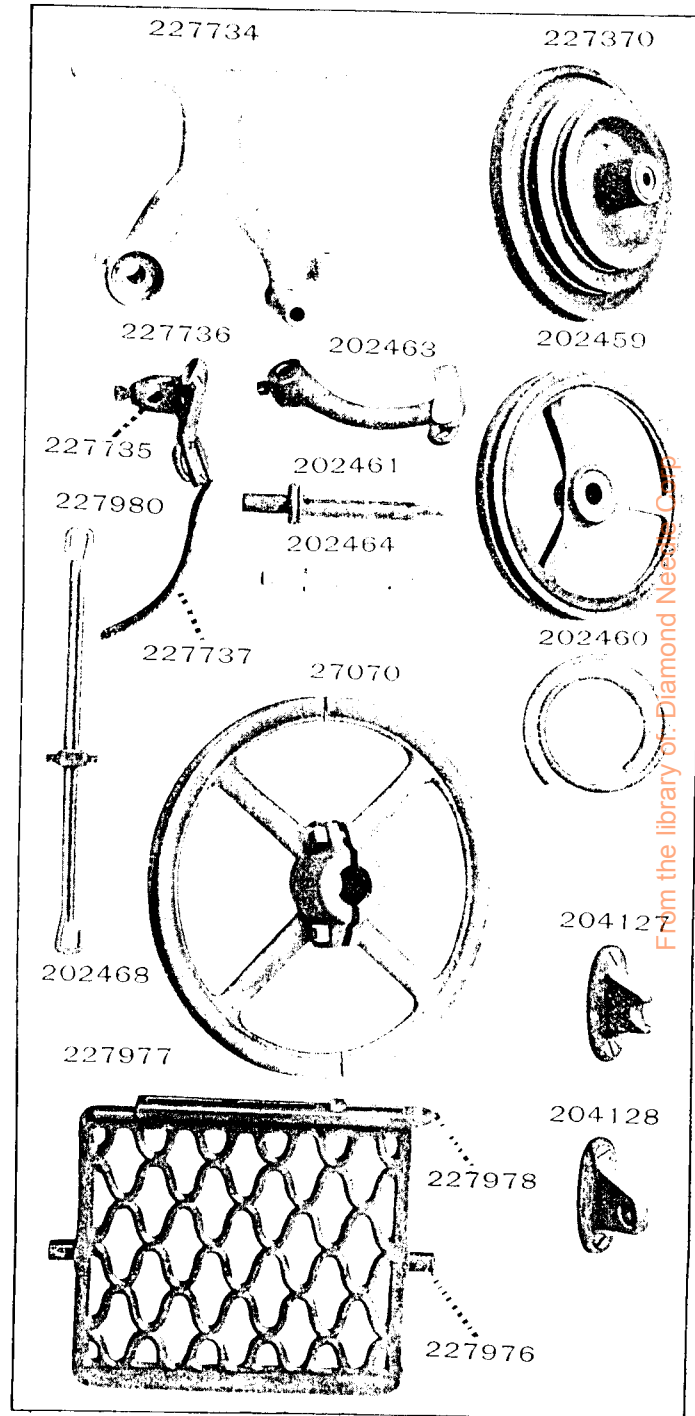


PLATE 11126-ONE-SIXTH SIZE



From the library of: Diamond Needs Corp

PLATE 11156 - ONE-FOURTH SIZE

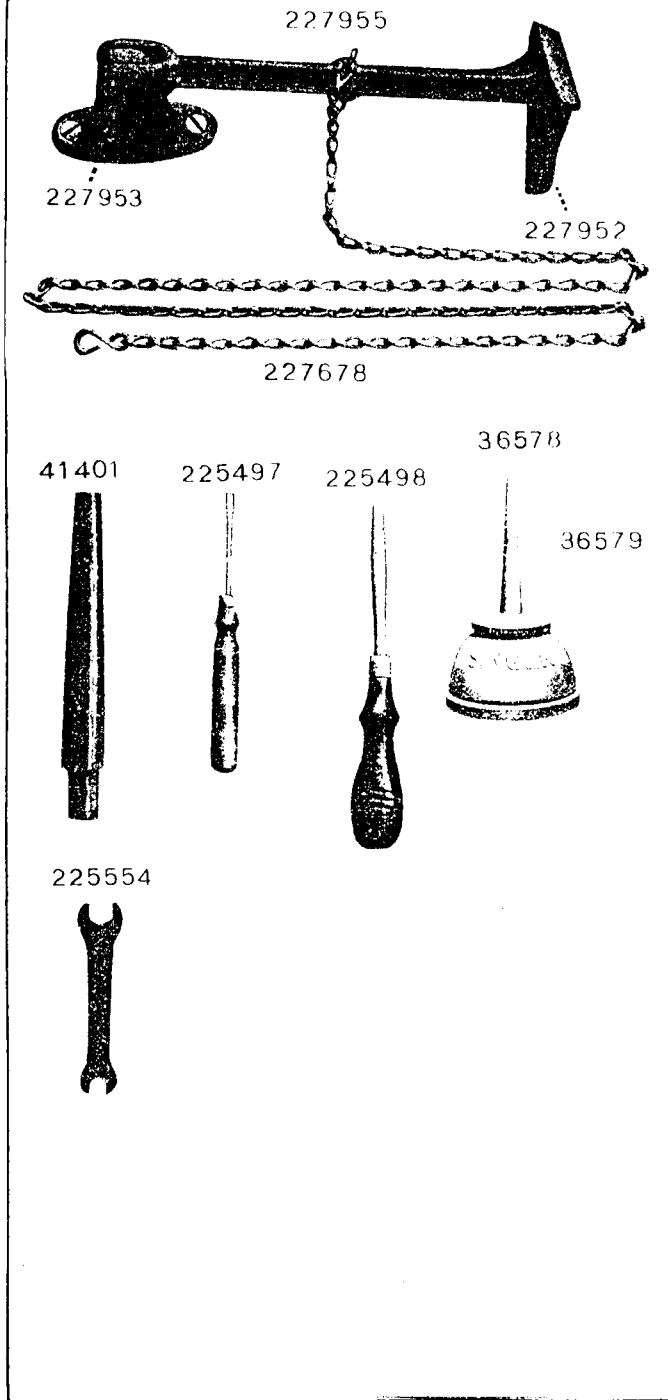
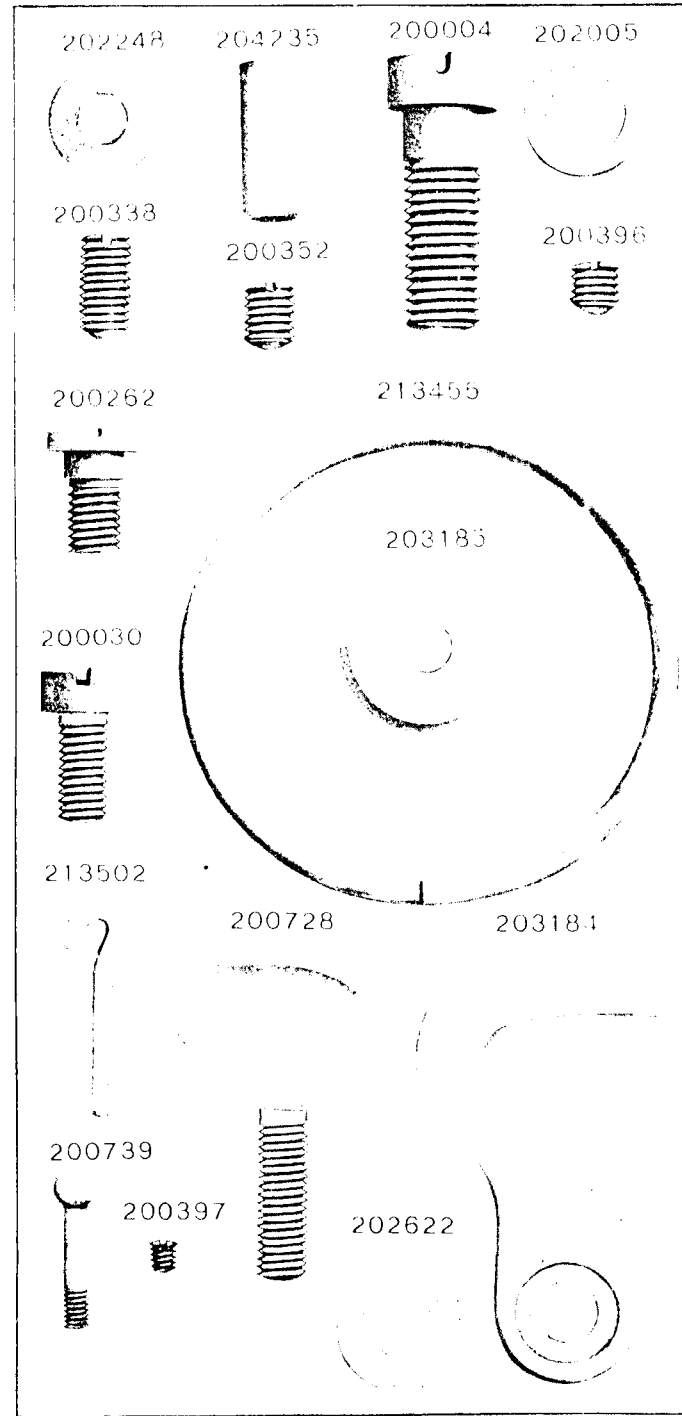


PLATE 11180 - FULL SIZE



From the library of: Diamond Needle Corp

PLATE 11181 - FULL SIZE

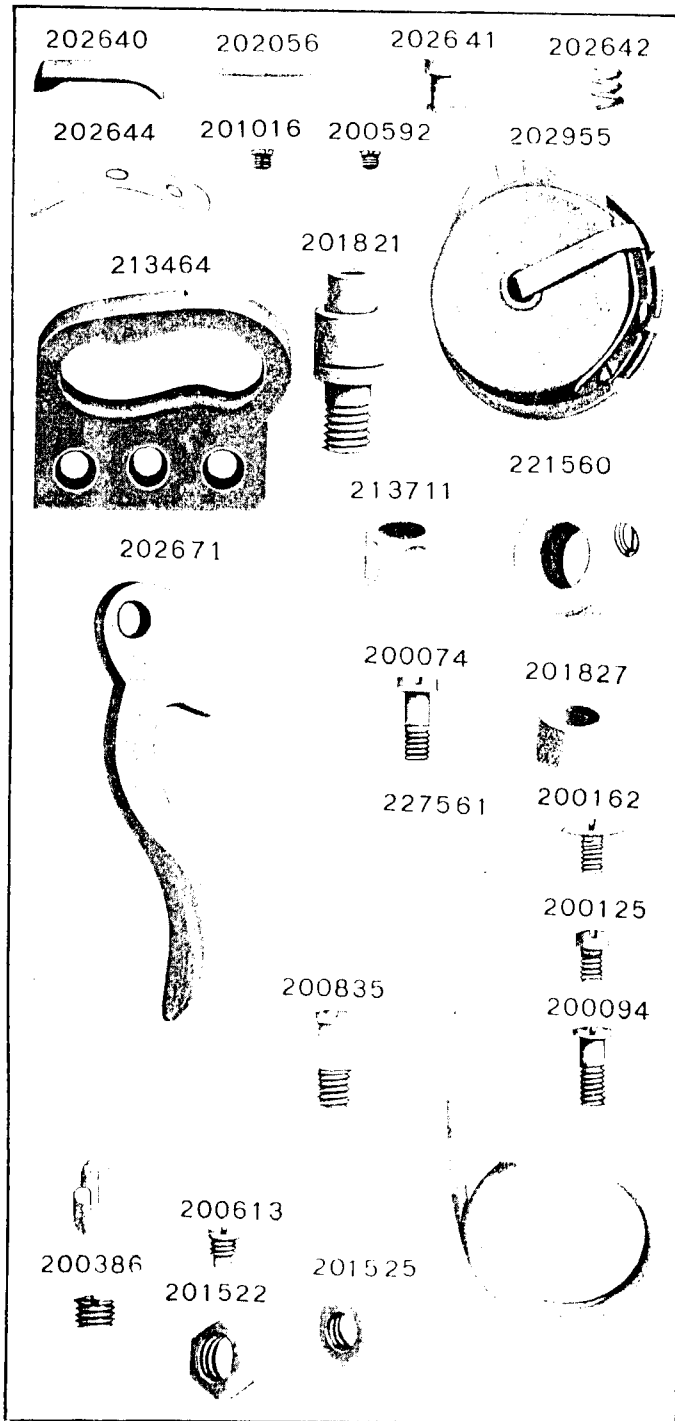



PLATE 11182 - ONE-HALF SIZE




From the library of: Diamond Needle Corp

PLATE 11183 ONE-FOURTH SIZE

213458



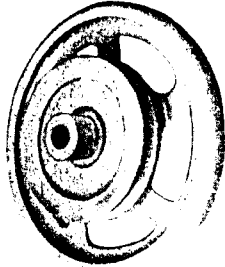
213459



213491

• 227368

213471

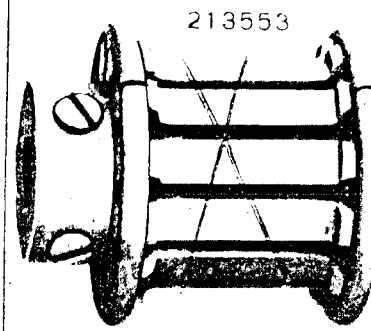


202618



PLATE 11184 FULL SIZE

202412



213553



213489



200389

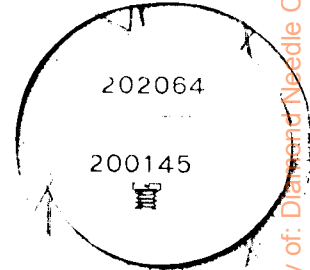
213456

206848



202064

200145



202658

200596

200614



206827



14 7/32 In. Long

From the library of: Diamond Needle Corp

PLATE 11185 - ONE-HALF SIZE


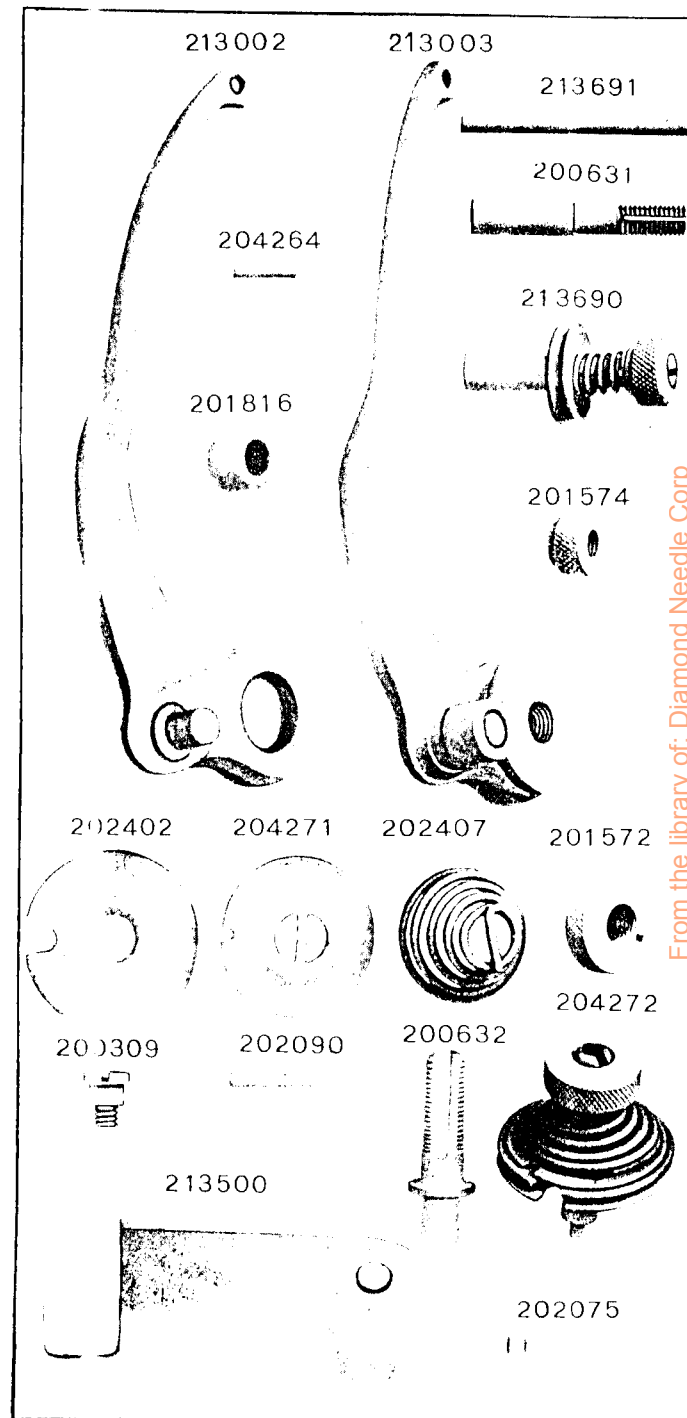


PLATE 11186 - FULL SIZE



From the library of: Diamond Needle Corp

PLATE 11187 - FULL SIZE

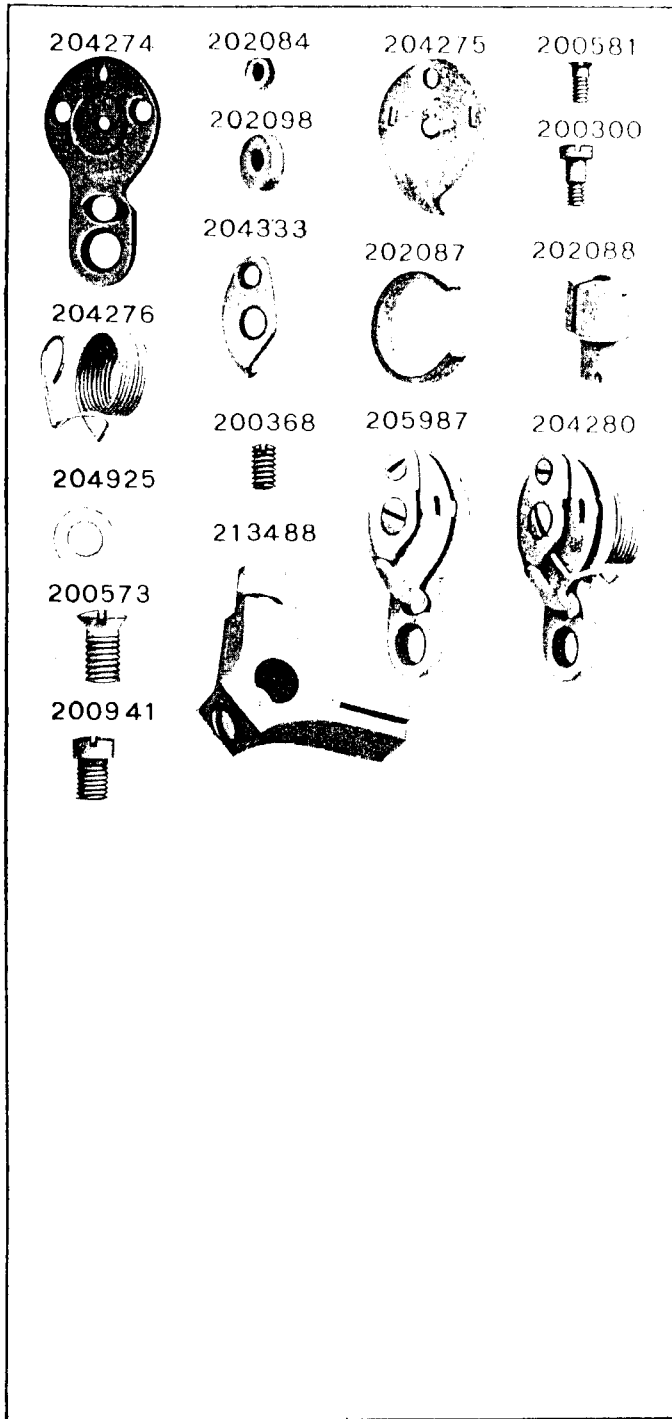
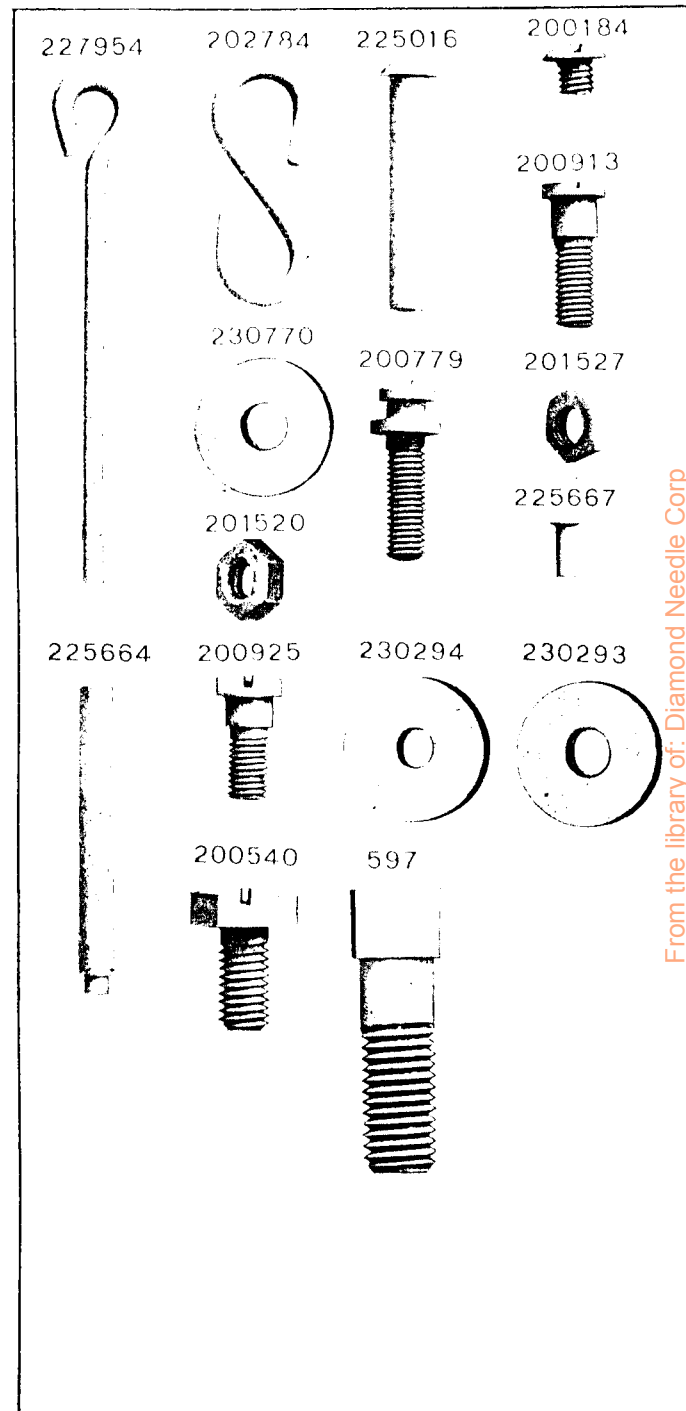


PLATE 11188 - FULL SIZE



From the library of: Diamond Needle Corp

PLATE 11189 - FULL SIZE

229755



229762



229751



229761



230642






PLATE 11190 - FULL SIZE

212860
212861
212868



212862



From the library of: Diamond Needle Corp

PLATE 11191—ONE-HALF SIZE

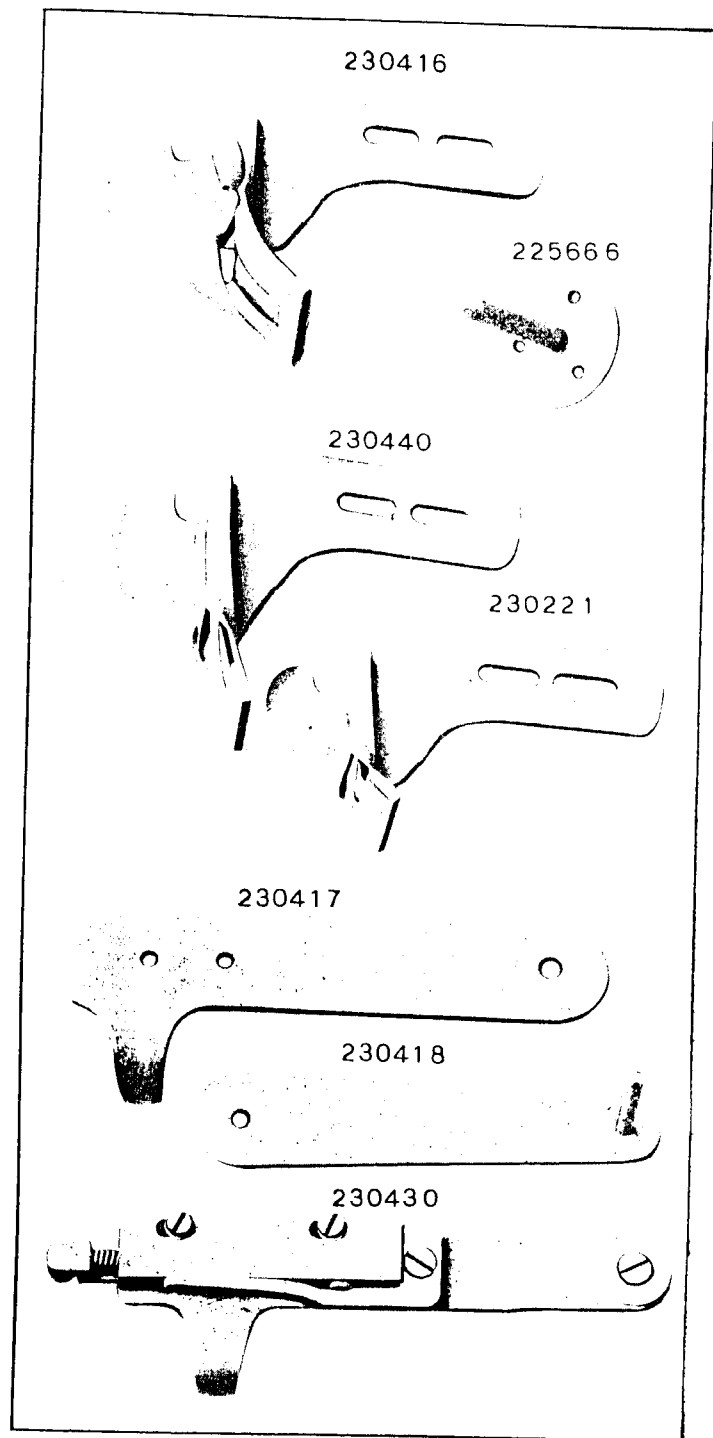


PLATE 12311—FULL SIZE

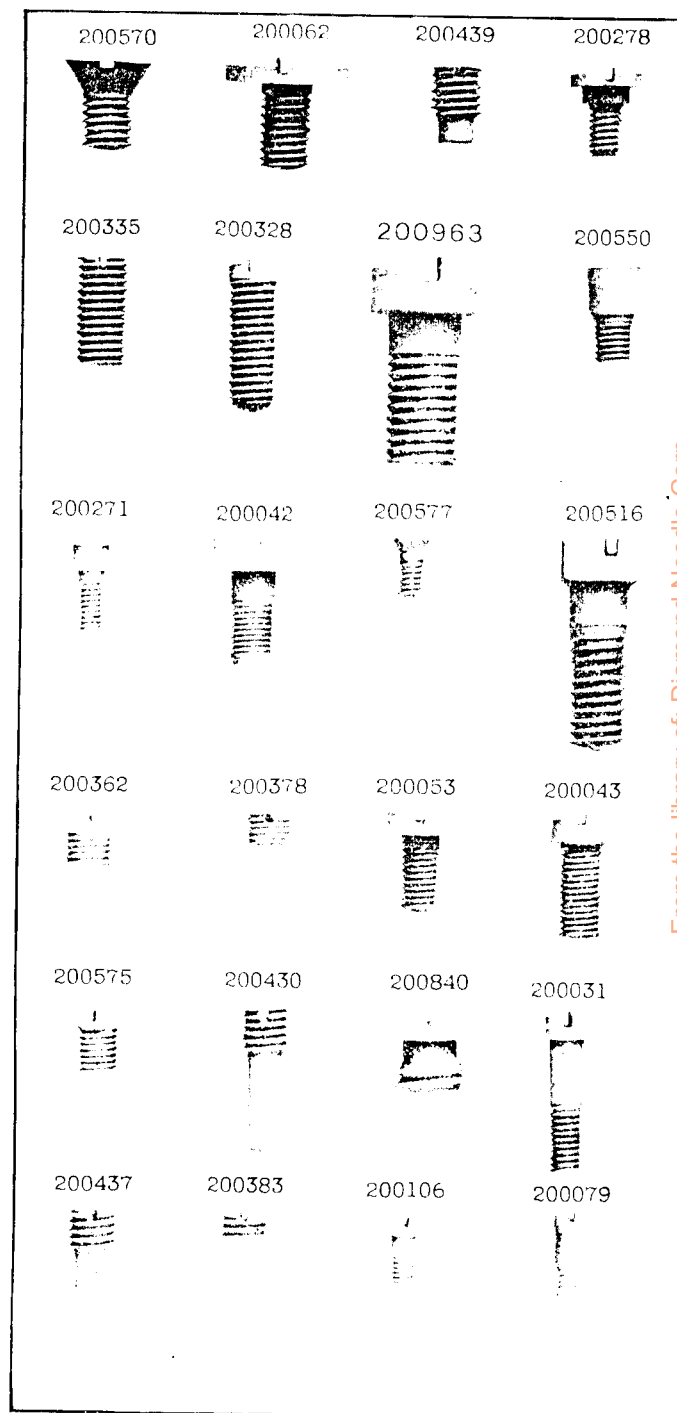


PLATE 12321-FULL SIZE

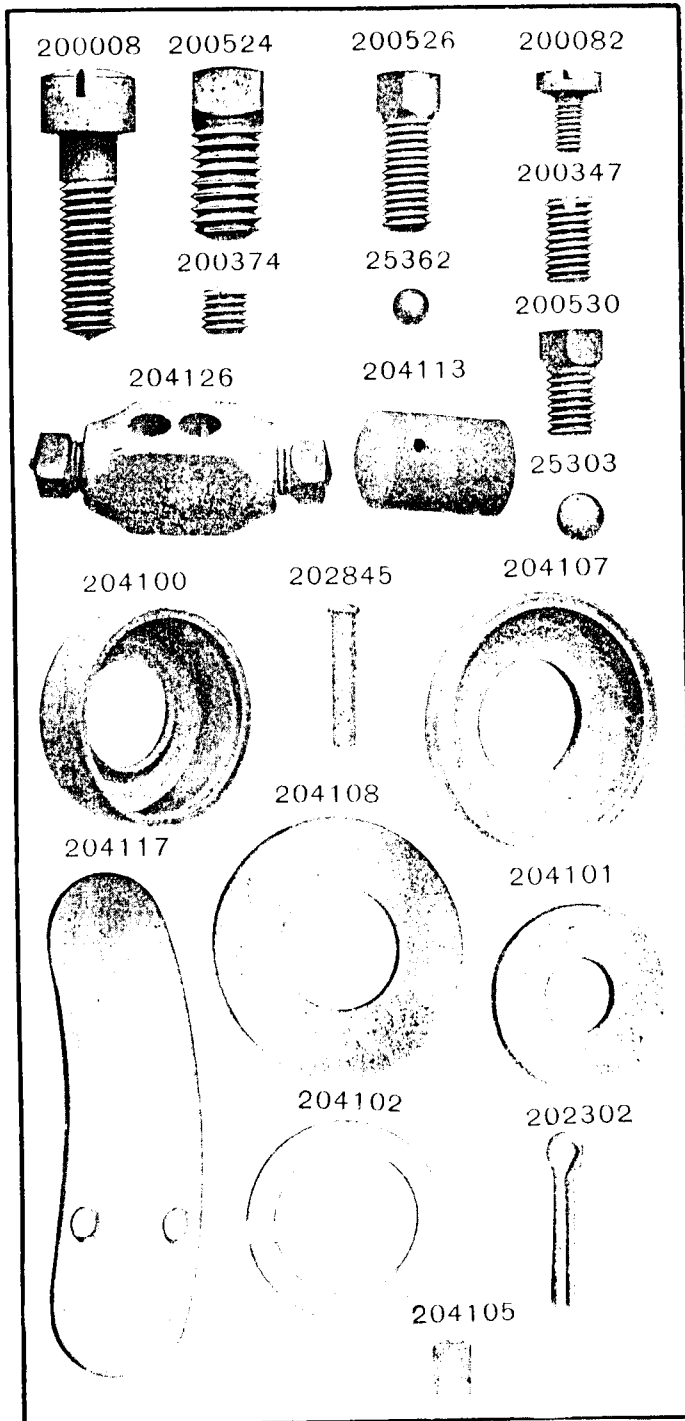
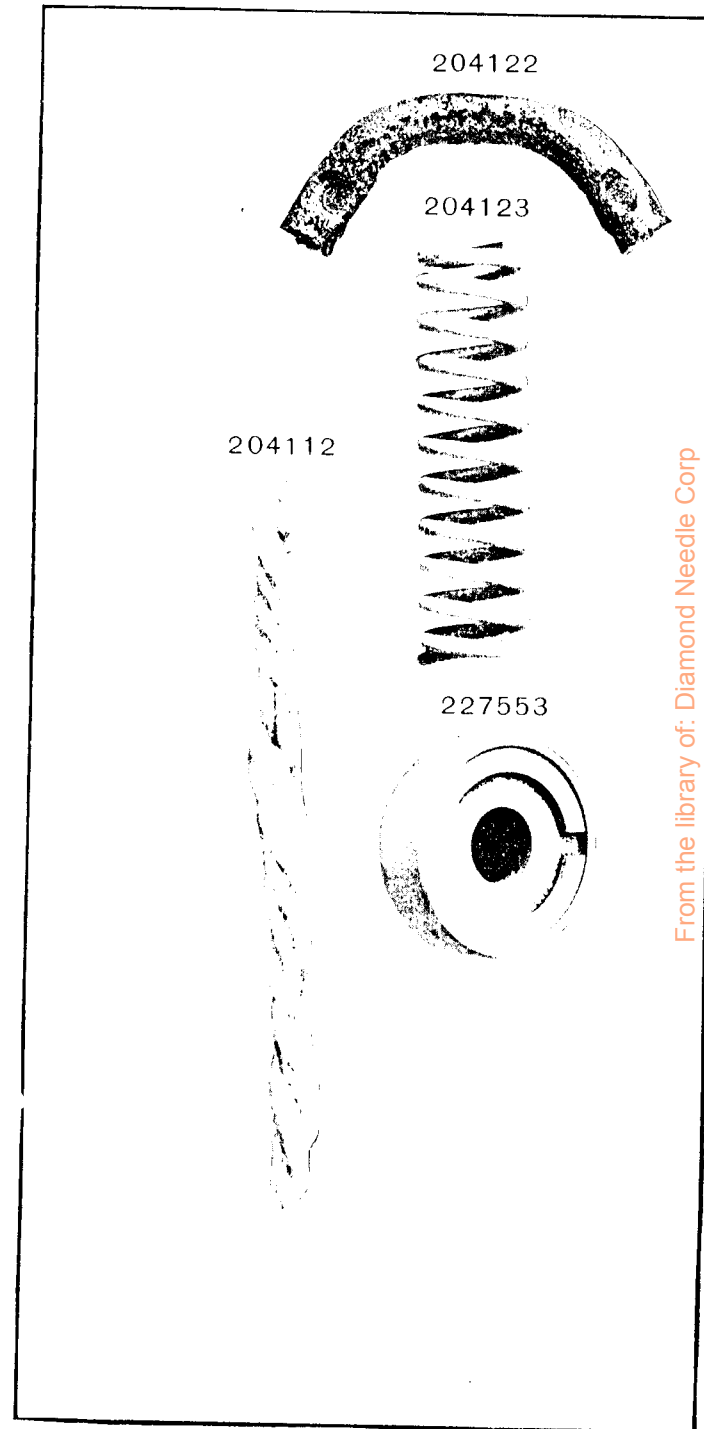


PLATE 12322-FULL SIZE



From the library of: Diamond Needle Corp